

Protocol of Accepted Drinking-Water Testing Methods

July 2003

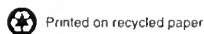
Protocol of Accepted Drinking-Water Testing Methods

Report prepared by:
Ministry of the Environment
Laboratory Services Branch

July 2003

Cette publication technique
n'est disponible qu'en anglais

Copyright: Queen's Printer for Ontario, 2003
This publication may be reproduced for non-commercial
purposes with appropriate attribution.



ISBN 0-7794-5149-X

PIBS 4465e

Working Together To Protect Our Environment.



Table of Contents

PROTOCOL OF ACCEPTED DRINKING WATER TESTING METHODS 1

Table of Contents	2
1. INTRODUCTION	4
2. SCHEDULE 1, MICROBIOLOGICAL PARAMETERS	4
2.1. Total Coliforms	4
2.2. <i>Escherichia coli</i> or Fecal* Coliforms	6
2.3. Heterotrophic Plate Count or Total Coliform Background Count by Membrane Filter Analysis.....	8
3. SCHEDULE 2, CHEMICAL PARAMETERS.....	8
3.1. Volatile Organics	8
3.2. Trace Metals.....	9
3.3. Mercury.....	12
3.4. Nitrite, Nitrate, and Nitrate + Nitrite	13
3.5. Triazines.....	14
3.6. Carbamates.....	15
3.7. Organochlorine Pesticides and PCBs.....	16
3.8. Organophosphorus Pesticides	17
3.9. Chlorophenols (CPs) & Phenoxy Acids (PAs)	18
3.10. Quaternary Ammonium Compounds.....	19
3.11. Urea Derivative	19
3.12. Glyphosate	21
3.13. Fluoride	22
3.14. Benzo(a)pyrene	23
3.15. Cyanide	23
3.16. Dioxins and Furans - Toxic Equivalent Quantity	24
3.16.1 Dioxins and Furans – Calculation of Toxic Equivalent Quantity.....	25
3.17. Nitritotriacetic Acid (NTA)	25
3.18. N-nitrosodimethylamine (NDMA)	26
3.19. Bromate.....	26

4. ADDITIONAL PARAMETERS (CERTIFICATE OF APPROVAL OR MINISTRY ORDERS)	27
4.1. Alkalinity	27
4.2. Chloride.....	27
4.3. Colour	28
4.4. Dissolved Organic Carbon (DOC).....	29
4.5. Hardness.....	29
4.6. pH.....	30
4.7. Sodium	30
4.8. Sulphate.....	31
4.9. Sulphide	32
4.10. Total Dissolved Solids	32
4.11. Turbidity	33

1. INTRODUCTION

This document sets out testing methods that may be used for the conduct of tests of Ontario Drinking Water. Under the *Safe Drinking Water Act, 2002*, only licensed laboratories located in Ontario and eligible out-of-province laboratories may conduct tests on samples of drinking-water. In addition, a laboratory must be accredited for the selected method by the Standards Council of Canada (SCC), by an accreditation body that, in the Director's opinion, is equivalent to the SCC, or the laboratory must be authorized by the Director to conduct a particular test without accreditation, in accordance with the provisions of the Act. In addition to these requirements, a laboratory must use validated methods for the parameters outlined in this document, to conduct drinking-water tests.

The methods that follow are derived from one of 4 sources:

1. Methods used by the Ministry of the Environment Laboratory Services Branch for the testing of drinking water for which the laboratory has been accredited through the Standards Council of Canada. These methods are indicated as **LSB Method**.
2. Methods as described in the reference "**Standard Methods for the Examination of Water and Wastewater**" 20th Edition, 1998, American Public Health Association, American Waterworks Association, Water Environmental Federation. These methods are indicated as **AWWA Method**.
3. Methods of the **United States Environmental Protection Agency** available through the National Services for Environmental Publications, Cincinnati, Ohio. These methods are indicated as **US EPA Method**.
4. Methods of the **American Society for Testing and Materials**, available through the International Library Service, Provo, Utah. These methods are indicated as **ASTM Method**.

A laboratory that uses a validated, accredited method derived from a source different from those above, must receive Ministry approval by the Director in accordance with the Act. The laboratory must provide a copy of the test procedure used, validation data for the method demonstrating that they meet or exceed the required Reporting Detection Limit, and any other documentation requested which demonstrates that the method is suitable and appropriate for use on drinking water matrices. If it is determined that the test is suitable and appropriate, the Director may add the test to this protocol as an accepted testing method, or may authorize a specific laboratory under its licence to conduct the test as permitted under the Act.

The methods are listed by the type of parameter for which each method may be used and grouped as listed in the Schedules of O. Reg. 169/03. Also listed are additional parameters that may be required under a Certificate of Approval, an Order or another directive issued by the Ministry of the Environment. The standard for each parameter, as set out in the Ontario Drinking-Water Quality Standards (ODWQS) (O. Reg. 169/03), is set out first, followed by the Reporting Detection Limit (RDL). The methods are grouped as follows: Schedule 1, Microbiological Parameters; Schedule 2, Chemical Parameters; Additional Parameters (Certificate of Approval or Ministry Orders).

NOTE: The units for the ODWQS are those listed in Ontario Regulation 169/03. The units for RDL are in the required reporting units for the Drinking Water Information System (DWIS).

2. SCHEDULE 1, MICROBIOLOGICAL PARAMETERS

2.1. Total Coliforms

PARAMETER	ODWQS		
	Methodology	Membrane Filtration	Most Probable Number
Total Coliforms	0 CFU/100 mL	0 MPN/100 mL	Absent/100 mL

Reporting units for Total Coliforms are dependant on the methodology used. The MAC values provided in the table above include the appropriate reporting unit for each methodology.

The following two LSB Methods apply to the testing of both Total Coliforms (this section) and *E. coli* (Section 4.1 below). They are repeated in both sections.

LSB Method: E3226 - The Detection of Coliform Bacteria Including *Escherichia coli* in Drinking Water by the Presence-Absence Procedure

Method Principle: The Ministry of Environment (MOE) Laboratory uses the Presence-Absence (P-A) Method for the detection and confirmation of coliform bacteria (including *Escherichia coli*) in treated drinking water. This method also allows for the optional opportunity to screen for other bacteriological indicators of deteriorating water quality (*Enterococcus faecalis*, *Pseudomonas aeruginosa*, *Staphylococcus aureus* and *Aeromonas hydrophila*).

This method is simple, cost-effective and enables the fast screening of a large number of treated drinking water samples. This method is not, however, designed for testing samples with high bacterial counts (water with high suspected levels of contamination, i.e. sewage). The growth of an abundance of bacteria may overwhelm the indicator system (bromocresol purple) resulting in a reduced sensitivity of the test.

The method described herein is a modification of the Method 9221D (Standard Methods for the Examination of Water and Wastewater) which is based on the Most Probable Number (MPN) procedure. The P-A Method is a qualitative procedure, which uses the Presence-Absence Broth. Coliforms, including *Escherichia coli*, ferment the available lactose in the broth causing a decrease in the pH. The lowering of the pH is identified by a change in colour of the broth, from purple to yellow (due to the indicator Bromocresol purple). This colour change (accompanied with or without the production of gas within 48 hours of incubation) is considered presumptive evidence of coliform bacteria. The presence of coliforms is unacceptable in drinking water (ODWS, 2000). Presumptive findings are confirmed with the use of specific bacteriological media and chemical tests (see MICSOP.10).

The P-A method can be used in conjunction with the membrane filtration method (E3407, see below) for the enumeration of Total Coliforms and *E. coli* on samples where there is a history of contamination, for repeat samples (special samples), or after the occurrence of a presumptive positive.

LSB Method: Method E3407 - Membrane Filtration Method Using DC Agar for the Simultaneous Detection of Total Coliforms and *Escherichia coli*

Method Principle: The method described below allows for the simultaneous detection and enumeration of Total Coliforms and *Escherichia coli* with a single filtration, on a single agar plate (using DC agar), incubated at one temperature ($35\pm 0.5^{\circ}\text{C}$) for 24 ± 2 hours.

A vacuum is used to draw a measured volume of liquid through a 47 millimetre diameter, $0.45\mu\text{m}$ pore size, white, gridded, cellulose ester (membrane) filter. The pore size of the membrane enables the capture of bacteria. After filtration, the filters are placed onto Differential Coliform (DC) agar plates which are then incubated at $35\pm 0.5^{\circ}\text{C}$ for 24 ± 2 hours. The DC agar is specifically designed to enable the visual differentiation of coliforms from *E. coli* colonies. *E. coli* are blue, Coliforms are red, and non-targets are yellow. Upon completion of the incubation period, the number of coliforms and *E. coli* colony forming units (CFUs) are tabulated and reported as CFU per 100 mL of sample.

Some coliform bacteria are commonly isolated from the fecal material found in the intestines of humans and other warm-blooded animals (e.g. *E. coli*). Coliforms, in general, may also be isolated from plants, soil and sediments. The Total Coliform count, therefore, does not necessarily provide specific evidence of fecal contamination.

AWWA Methods:¹ Method 9221 - Multiple-Tube Fermentation Technique for Members of the Coliform Group

Method 9222 - Membrane Filter Technique for Members of the Coliform Group

Method 9223 - Enzyme Substrate Coliform Test

2.2. *Escherichia coli* or Fecal* Coliforms

PARAMETER	ODWQS		
	Membrane Filtration	Most Probable Number	Presence/Absence
<i>Escherichia coli</i> or Fecal* Coliforms	0 CFU/100 mL	0 MPN/100 mL	Absent/100 mL

* Historically, methods for determining fecal coliforms were based on the ability of bacteria to grow at an elevated temperature of 44.5°C (thermotrophic). Other bacteria, however, can also grow at this temperature. Methods that are acceptable to MOE for use in determining either *E. coli* or fecal coliforms, therefore, cannot rely on this growth characteristic alone.

Reporting units for *E. coli* and Fecal Coliforms are dependant on the methodology used. The MAC values provided in the table above include the appropriate reporting unit for each methodology.

The following two LSB Methods apply to the testing of both Total Coliforms (Section 4.1 above) and *E. coli* (this section). They are repeated in both sections. This section also contains additional information specific to *E. coli*.

LSB Method: E3226 - The Detection of Coliform Bacteria Including *Escherichia coli* in Drinking Water by the Presence-Absence Procedure

Method Principle: The Ministry of Environment (MOE) Laboratory uses the Presence-Absence (P-A) Method for the detection and confirmation of coliform bacteria (including *Escherichia coli*) in treated drinking water. This method also allows for the optional opportunity to screen for other bacteriological indicators of deteriorating water quality (*Enterococcus faecalis*, *Pseudomonas aeruginosa*, *Staphylococcus aureus* and *Aeromonas hydrophila*).

This method is simple, cost-effective and enables the fast screening of a large number of treated drinking water samples. This method is not, however, designed for testing samples with high bacterial counts (water with high suspected levels of contamination, i.e. sewage). The growth of an abundance of bacteria may overwhelm the indicator system (bromocresol purple) resulting in a reduced sensitivity of the test.

The method described herein is a modification of the Method 9221D (Standard Methods for the Examination of Water and Wastewater) which is based on the Most Probable Number (MPN) procedure. The P-A Method is a qualitative procedure, which uses the Presence-Absence Broth. Coliforms, including *Escherichia coli*, ferment the available lactose in the broth causing a decrease in the pH. The lowering of the pH is identified by a change in colour of the broth, from purple to yellow (due to the indicator Bromocresol purple). This colour change (accompanied with or without the production of gas within 48 hours of incubation) is considered presumptive evidence of coliform bacteria. The

¹ (Standard Methods, 20th Ed.)

presence of coliforms is unacceptable in drinking water (ODWS, 2000). Presumptive findings are confirmed with the use of specific bacteriological media and chemical tests (see MICSOP.10).

The P-A method can be used in conjunction with the membrane filtration method (E3407, see below) for the enumeration of Total Coliforms and *E. coli* on samples where there is a history of contamination, for repeat samples (special samples), or after the occurrence of a presumptive positive.

LSB Method: Method E3407 - Membrane Filtration Method Using DC Agar for the Simultaneous Detection of Total Coliforms and *Escherichia coli*

Method Principle: The method described below allows for the simultaneous detection and enumeration of Total Coliforms and *Escherichia coli* with a single filtration, on a single agar plate (using DC agar), incubated at one temperature ($35\pm 0.5^{\circ}\text{C}$) for 24 ± 2 hours.

A vacuum is used to draw a measured volume of liquid through a 47 millimetre diameter, $0.45\mu\text{m}$ pore size, white, gridded, cellulose ester (membrane) filter. The pore size of the membrane enables the capture of bacteria. After filtration, the filters are placed onto Differential Coliform (DC) agar plates which are then incubated at $35\pm 0.5^{\circ}\text{C}$ for 24 ± 2 hours. The DC agar is specifically designed to enable the visual differentiation of coliforms from *E. coli* colonies. *E. coli* are blue, Coliforms are red, and non-targets are yellow. Upon completion of the incubation period, the number of coliforms and *E. coli* colony forming units (CFUs) are tabulated and reported as CFU per 100 mL of sample.

E. coli are Gram-negative, facultatively anaerobic, non spore-forming, lactose-fermenting, rod-shaped bacteria which are oxidase negative. They produce indole from tryptophan and acids during the fermentation of sugars, giving a positive methyl red test. They do not, however, produce acetylmethylcarbinol as an end product of fermentation thus, giving a negative Vogues-Proskauer test. Furthermore, they cannot utilize citrate as the sole source of carbon for growth. In addition, most *E. coli* strains (approximately 95%) have the unique ability, among the lactose-fermenting members of the family Enterobacteriaceae, to produce the enzyme β -D-glucuronidase.

Historically, the presence of either or both *E. coli* and fecal coliforms has been described as an indication of sewage or fecal contamination as they are commonly isolated from the intestinal tract of warm-blood animals. Currently, *E. coli* is considered to be the most specific indicator of fecal contamination in the assessment of water quality for the following reasons:

1) *E. coli* isolates are normally present in the feces of warm-blooded animals (including humans) at higher densities (10^7 to 10^8 cells per gram) than other lactose-fermenting members of the family Enterobacteriaceae.

2) *E. coli* isolates may persist for periods of time, once outside the human or warm-blooded animal intestine but they generally do not multiply in water or wastewater in temperate climates.

E. coli isolates have seldom been detected in environments which have not been contaminated by fecal wastes. In contrast, other thermotolerant organisms such as isolates of the genera *Klebsiella*, *Enterobacter* and *Citrobacter*, have been associated from both fecal material and other wastes including that from food and pulp and paper. These other thermotolerant organisms may also be included in methods for the determination of fecal coliforms.

AWWA Methods:² Method 9221 – Multiple-Tube Fermentation Technique for Members of the Coliform Group

Method 9222 - Membrane-Filter Technique for Members of the Coliform Group

ASTM Methods:³ D5392-93, Standard Test Method for Isolation and Enumeration of *E. coli* in Water by the Two-Step Membrane Filtration Procedure

2.3. Heterotrophic Plate Count or Total Coliform Background Count by Membrane Filter Analysis

PARAMETER	ODWQS
Heterotrophic Bacteria Spread plate, Pour plate, or Membrane Filtration	<500cfu/mL
Total Coliform Background Count by Membrane Filter Analysis	<200cfu/mL

LSB Method: Method E3408 - The Spread Plate Method for the Enumeration of Aerobic, Heterotrophic Bacteria in Drinking Water

Method Principle: Plate count agar is inoculated with a volume of sample (0.1 mL). A turntable and spreader are then used to ensure consistent spreading of the inoculum over the entire surface of the agar plate. The plates are then inverted and incubated at 35±0.5°C for 48±3 hours.

Heterotrophic bacteria capable of growing in the presence of air, will produce colonies (CFU's) on the surface of the agar over the course of an incubation period of 48±3 hours at 35±0.5°C. All bacterial colonies which appear at the end of the 48±3 hour incubation period are counted. This count per plate represents the number of heterotrophic bacterial colony forming units per 0.1 mL of sample. The count is then divided by the volume of the inoculum (0.1 mL) to obtain the number of colony forming units (bacterial count) per mL.

AWWA Methods:⁴ Method 9215 - Heterotrophic Plate Count

3. SCHEDULE 2, CHEMICAL PARAMETERS

3.1. Volatile Organics

PARAMETER	ODWQS mg/L	RDL µg/L
1,1-Dichloroethylene	0.014	1.4
1,2-Dichlorobenzene	0.2	20
1,2-Dichloroethane	0.005	0.5
1,4-Dichlorobenzene	0.005	0.5
Benzene	0.005	0.5
Carbon Tetrachloride	0.005	0.5
Dichloromethane	0.05	5
Ethylbenzene *	0.0024 *	1.2
Monochlorobenzene	0.08	8
Tetrachloroethylene	0.03	3

² (Standard Methods, 20th Ed.)

³ Vol. 11.02, 2000

⁴ (Standard Methods, 20th Ed.)

PARAMETER	ODWQS mg/L	RDL µg/L
Toluene *	0.024 *	2.4
Trichloroethylene	0.05	5
Trihalomethanes: Bromoform	0.1	10
Trihalomethanes: Bromodichloromethane	0.1	10
Trihalomethanes: Chloroform	0.1	10
Trihalomethanes: Chlorodibromomethane	0.1	10
Xylene, Total	0.3	150
Xylene, - ortho *		0.5
Xylene, - m/p *		0.5
Vinyl Chloride	0.002	0.2

* These parameters are not part of Schedule 2 in O. Reg 169/03, but may be found in individual Certificates of Approval or Ministry Orders. The methods for analysis for these parameters fall into the same category as those Volatile Organics listed in Schedule 2.

LSB Method: E3144 - The Determination of Volatile Organic Compounds in Raw and Treated Drinking Water by Purge and Trap Capillary Gas Chromatography-Flame Ionization Detection/Mass Selective Detection (GC-FID/MSD)

Method Principle: Volatile Organic Compounds (VOCs) in water are determined by purge-and-trap technique, followed by capillary gas chromatography (GC) with simultaneous flame ionization and quadrupole mass spectral detection (MSD). The VOCs are purged from the sample with a stream of helium at ambient temperature onto an adsorbent trap. They are then thermally desorbed and, prior to being introduced into the oven of the GC, are cryo-focused with liquid nitrogen at the head of the capillary column. Target compounds are quantified by a linear, dual point, external standard primary FID method and secondary target ion MSD method and identified on the basis of retention time conformity and the presence of MS qualifier peaks of selected m/z values.

US-EPA Methods: Method 502.2, Rev 2.1, VOCs by Purge and Trap Capillary GC with Photoionization and Electrolytic Conductivity Detectors in Series

Method 524.2, Rev 4.1, Purgeable Organic Compounds by Capillary Column GC/Mass Spectrometry

Method 551.1, Rev 1.0, Chlorinated Disinfection By-Products and Chlorinated Solvents by Liquid-Liquid Extraction and GC with an Electron Capture Detector

3.2. Trace Metals

PARAMETER	ODWQS mg/L	RDL µg/L
Aluminum (Al)*	1.0	500
Antimony (Sb)	0.006	0.6
Arsenic (As)	0.025	2.5
Barium (Ba)	1.0	100
Boron (B)	5.0	500
Cadmium (Cd)	0.005	0.5
Chromium (Cr)	0.05	5
Copper (Cu)*	1	500
Iron (Fe)*	0.3	150
Lead (Pb)	0.01	1

PARAMETER	ODWQS mg/L	RDL µg/L
Manganese (Mn)*	0.05	25
Selenium (Se)	0.01	5
Uranium (U)	0.02	2
Zinc (Zn)*	5	2500

* These parameters are not part of Schedule 2 in O. Reg 169/03, but may be found in individual Certificates of Approval or Ministry Orders. The methods for analysis for these parameters fall into the same category as those Trace Elements listed in Schedule 2.

LSB Method: E3051 -The Determination of Trace Metals in Potable Waters by Inductively Coupled Plasma-Mass Spectroscopy (ICP-MS)

Method Principle: Inductively Coupled Plasma Mass Spectroscopy (ICP-MS) is used for the detection of trace metals in drinking water samples. An inductively coupled argon plasma (ICAP or ICP) is used as an ion source to directly aspirate an aliquot of sample. A quadrupole mass spectrometer measures the number of ions on the basis of their respective mass to charge ratios (m/z).

Other Methods:

The following methods have been developed by the US-EPA, APHA/AWWA/WEF, and ASTM for the analysis of various trace elements in drinking water. To be acceptable to MOE for the analysis of Ontario drinking water samples, the laboratory must demonstrate that the method used meets or exceeds the applicable RDL listed in the table above.

Method	Al	Sb	As	Ba	B	Cd	Cr	Cu	Fe	Pb	Mn	Se	U	Zn
US-EPA - 200.7	√		√	√		√	√	√	√		√			√
US-EPA - 200.8	√	√	√	√		√	√	√		√	√	√		√
US-EPA - 200.9	√	√	√			√	√	√	√	√	√	√		
Standard Methods 20 th Ed. - 3120B	√		√	√	‡	‡	√	√	√	‡	√	‡		√
Standard Methods 20 th Ed. - 3111B						‡	‡	√	√	‡	√			√
Standard Methods 20 th Ed. - 3111D	√			√										
Standard Methods 20 th Ed. - 3113B	√	√	√	√		√	√	√	√	√	√	√		
Standard Methods 20 th Ed. - 3114B			√									√		
Standard Methods 20 th Ed. - 3125B	‡		‡	‡		‡	‡	‡		‡	‡	‡	‡	‡
Standard Methods 20 th Ed. - 4500B					‡									
Standard Methods 20 th Ed. - 4500C					‡									
ASTM - D857-95	‡													
ASTM - D858-95											‡			
ASTM - D1068-96									‡					
ASTM - D1687-92 (1996)							‡							
ASTM - D1688-95A								√						
ASTM - D1688-95C								√						
ASTM - 1691-95A														‡
ASTM - D1976-96	‡		‡		‡	‡	‡	‡	‡	‡	‡	‡	‡	‡
ASTM - D2972-97B			√											
ASTM - D2972-97C			√											
ASTM - D3082-92 (1996)					‡									
ASTM - D3557-95						‡								
ASTM - D3559-96D										√				

Method	Al	Sb	As	Ba	B	Cd	Cr	Cu	Fe	Pb	Mn	Se	U	Zn
ASTM – D3697 – 92 (1996)		√												
ASTM - D3859-98A												√		
ASTM - D3859-98B												√		
ASTM – D3919-99			‡		‡	‡	‡	‡	‡	‡	‡	‡		
ASTM - D4382-95				‡										
ASTM – D5673 – 96	‡	‡	‡	‡		‡	‡	‡		‡	‡	‡	‡	‡

Legend: √ - Recommended by US-EPA ‡ - Available in Standard Methods 20th Ed. or from ASTM

- US-EPA Methods: Method 200.7 Rev 4.4, Metals and Trace Elements by ICP/Atomic Emission Spectrometry
- Method 200.8 Rev 5.3, Trace Metals by ICP/Mass Spectrometry
- Method 200.9 Rev 2.2, Trace Elements by Stabilized Temperature Graphite Furnace AA Spectrometry
- AWWA Methods:⁵
- Method 3111 B - Metals by Flame Atomic Absorption Spectrometry - Direct Air-Acetylene Flame Method
- Method 3111 B - Metals by Flame Atomic Absorption Spectrometry - Extraction/Nitrous Oxide-Acetylene Flame Method
- Method 3113 B - Metals by Electrothermal Atomic Absorption Spectrometric Method
- Method 3114 B - Arsenic and Selenium by Hydride Generation/Atomic Absorption Spectrometry - Manual Method
- Method 3120 B - Metals by Plasma Emission Spectroscopy - Inductively Coupled Plasma (ICP) Method
- Method 3125 B - Metals by Inductively Coupled Plasma/Mass Spectrometry (ICP/MS) Method
- Method 4500-B B - Boron - Curcumin Method
- Method 4500-B C - Boron - Carmine Method
- ASTM Methods:⁶
- D857-95, Standard Test Method for Aluminum in Water
- D858-95, Standard Test Method for Manganese in Water
- D1068-96, Standard Test Method for Iron in Water
- D1687-92 (1996), Standard Test Method for Chromium in Water
- D1688-95A, Standard Test Method for Copper in Water, Atomic Absorption, Direct
- D1688-95C, Standard Test Method for Copper in Water, Atomic Absorption, Graphite Furnace

⁵ (Standard Methods, 20th Ed.)

⁶ Vol. 11.01, 2000

D1691-95A, Standard Test Method for Zinc in Water, Atomic Absorption, Direct

D1976-96, Standard Test Method for Elements in Water by ICP-AES

D2972-97B, Standard Test Method for Arsenic in Water, Atomic Absorption, Hydride Generation

D2972-97C, Standard Test Method for Arsenic in Water, Atomic Absorption, Graphite Furnace

D3082-92 (1996), Standard Test Method for Boron in Water

D3557-95, Standard Test Method for Cadmium in Water

D3559-96D, Standard Test Method for Lead in Water, Atomic Absorption, Graphite Furnace

D3697-92 (1996), Standard Test Method for Antimony in Water

D3859-98A, Standard Test Method for Selenium in Water, Gaseous Hydride AAS

D3859-98B, Standard Test Method for Selenium in Water, Graphite Furnace AAS

D3919-99, Standard Practice for Measuring Trace Elements in Water by Graphite Furnace Atomic Absorption Spectrophotometry

D4382-95, Standard Test Method for Barium in Water, Graphite Furnace AAS

D5673-96, Standard Test Method for Elements in Water by Inductively Coupled Plasma-Mass Spectrometry

3.3. Mercury

PARAMETER	ODWQS mg/L	RDL µg/L
Mercury	0.001	0.1

LSB Method: E3060- The Determination of Mercury in Water by Cold Vapour-Flameless Atomic Absorption Spectrophotometry (CV-FAAS)

Method Principle: Mercury in the water sample is oxidized to its divalent ion form (Hg^{+2}) by an acid digestion procedure. It is then reduced by a Stannous Chloride Solution to its elemental form. An air (or argon) stream carries the mercury vapour into a flow-through absorption cell positioned between a light source, set at 253.7 nm wavelength and a detector. The amount of light absorption is proportional to the concentration of mercury in the sample.

US-EPA Methods: Method 245.1 Rev 3.0, Mercury by Cold Vapor AA Spectrometry - Manual

Method 245.2, Mercury by Cold Vapor AA Spectrometry - Automated

Method 200.8 Rev 5.3, Trace Metals by ICP/Mass Spectrometry

AWWA Methods:⁷ Method 3112 B - Metals by Cold-Vapor Atomic Absorption Spectrometry

⁷ (Standard Methods, 20th Ed.)

ASTM Method:⁸ Method D3223-95, Standard Test for Mercury in Water

3.4. Nitrite, Nitrate, and Nitrate + Nitrite

PARAMETER	ODWQS mg/L	RDL mg/L
Nitrate	10	1
Nitrate +Nitrite	10	1
Nitrite	1	0.1

LSB Method: E3364 - The Determination of Ammonia Nitrogen, Nitrite Nitrogen, Nitrite plus Nitrate Nitrogen and Reactive Ortho-Phosphate in Surface Water, Drinking Waters and Ground Waters by Colourimetry.

Method Principle: Nitrite is determined as one of four automated nutrient tests performed simultaneously on the same aliquot of sample. Nitrite forms a diazotization product with sulphanilamide which is then coupled with N(1-naphthyl) ethylenediamine dihydrochloride at pH 1 ±0.1. A light red colour is produced. The absorbance of the solution is measured at 520 nm and the concentration of nitrite is determined by comparison with a known set of standards.

For Nitrite plus Nitrate, samples are analyzed via an automated colourimetric procedure, which entails converting nitrate to nitrite, and then analyzing the sample for nitrite; the original nitrite concentration is included in the result because nitrite anions are not affected by the preliminary reduction step. Nitrate is reduced to nitrite by heating (37°C) an aliquot of sample with hydrazine in alkaline media; this reaction is catalyzed by the addition of cupric ion. Subsequently, an azo dye is formed in acid media by diazotizing sulphanilamide with nitrite and coupling the product with N (1-naphthyl) ethylenediamine dihydrochloride. The absorbance of the light red azo dye is measured at 520 nm and the concentration of nitrate nitrogen plus nitrite nitrogen is determined by comparison with a similarly treated series of mixed Standards.

Nitrate may be calculated by subtracting the Nitrite result from the Nitrite plus Nitrate result.

US-EPA Methods: Method 300.0 Rev 2.1. Inorganic Anions by Ion Chromatography

Method 300.1 Rev 1.0. Determination of Inorganic Anions in Drinking Water by Ion Chromatography

Method 353.2 Rev 2.0. Nitrate-Nitrite by Automated Colorimetry

AWWA Methods:⁹ Method 4110 B - Determination of Anions by Ion Chromatography with Chemical Suppression of Eluent Conductivity

Method 4500-NO₂⁻ B - Colorimetric Method

Method 4500-NO₃⁻ D - Nitrate Electrode Method

Method 4500-NO₃⁻ E - Cadmium Reduction Method

Method 4500-NO₃⁻ F - Automated Cadmium Reduction Method

⁸ Vol. 11.01, 2000

⁹ (Standard Methods, 20th Ed.)

ASTM Method:¹⁰

Method D4327-97, Standard Test Method for Anions in Water by Chemically Suppressed Ion Chromatography

Method D3867-99A, Standard Test Method for Nitrite-Nitrate in Water, Automated Cadmium Reduction

Method D3867-99B, Standard Test Method for Nitrite-Nitrate in Water, Manual Cadmium Reduction

3.5. Triazines

PARAMETER	ODWQS mg/L	RDL µg/L
Alachlor	0.005	5
Atrazine + N-dealkylated metabolites	0.005	1
Cyanazine	0.01	1
Metolachlor	0.05	5
Metribuzin	0.08	8
Prometryne	0.001	0.25
Simazine	0.01	0.5

LSB Method:

E3121 - The Determination of Triazine Herbicides in Water, Soils, Vegetation, and TCLP Leachate by Gas Chromatography/Mass Spectrometry (GC/MS).

Method Principle:

Samples are made basic (pH > 12) and solvent-extracted. The sample extract is passed through sodium sulphate to remove excess water, evaporated to dryness and re-constituted in a measured amount of solvent prior to analysis by capillary gas chromatography/mass -spectrometry (GC/MS) for these target compounds.

US-EPA Methods:

Method 505 Rev 2.1, Organohalide Pesticides and PCBs by Microextraction and GC

Method 507 Rev 2.1, Nitrogen- and Phosphorus-Containing Pesticides by GC with a Nitrogen Phosphorus Detector

Method 508.1 Rev 2.0, Chlorinated Pesticides, Herbicides and Organohalides by Liquid-Solid Extraction and GC with an Electron Capture Detector

Method 525.2 Rev 2.0, Organic Compounds by Liquid-Solid Extraction and Capillary Column GC/Mass Spectrometry

ASTM Method:¹¹

Method D5475-93 (1997), Standard Test Method for Nitrogen- and Phosphorus-Containing Pesticides in Water by Gas Chromatography with a Nitrogen-Phosphorus Detector

¹⁰ Vol. 11.01, 2000

¹¹ Vol. 11.02, 2000

3.6. Carbamates

PARAMETER	ODWQS mg/L	RDL µg/L
Aldicarb	0.009	0.9
Bendiocarb	0.04	7.5
Carbaryl	0.09	9
Carbofuran	0.09	12.5
Triallate	0.23	23

LSB Method: E3158 - The Determination of Carbamates in Water by High Pressure Liquid Chromatography - Ultraviolet (HPLC-UV) Detection. (2000)

Method Principle: Samples are solvent-extracted. The sample extract is passed through sodium sulphate to remove excess water, evaporated to dryness and re-constituted in a measured amount of solvent prior to analysis by high performance liquid chromatography with a UV detector.

LSB Method: E3438 - The Determination of Carbamates in Water and Leachate by High Performance Liquid Chromatography and Mass Spectrometry-Mass Spectrometry (LC-MS-MS) Analysis (2003)

Method Principle: Samples can be extracted by using either a liquid-liquid or a solid phase extraction method. The sample extract is condensed to a pre-determined amount using roto-evaporating or nitrogen blow-down technique prior to analysis by high performance liquid chromatography (LC) with either an ultraviolet (UV) detector or a triple stage quadrupole mass spectrometry detector (MS/MS).

MS-MS analysis is done by using an electrospray ionization source (ESI) in positive ionization mode. The mass spectrometer is run in a Product Ion scan in which the first mass filter (quadrupole 1, Q1) separates or filters ions according to their m/z ratio (usually the molecular ion) and allows only ions with specific m/z ratio to enter the collision cell (quadrupole 2, Q2). The $[M+H]^+$ ion enters Q2 where it is fragmented by collision with neutral gas molecules (N_2 is used at this laboratory) in a process referred to as Collisionally Activated Dissociation (CAD). The fragmented ions generated are then passed into quadrupole 3 (Q3) and filtered to provide a spectrum. The ions created by the source (Q1) are referred to as precursor ions, the collision products are referred to as product or fragment ions. The most abundant product ion is chosen for using in MRM analysis later.

Identification of the target compound is done by using the LC retention time (RT) obtained from a reconstructed LC-MS-MS extracted ion chromatogram (XIC). The XIC is obtained from the Multiple Reaction Monitoring (MRM) and MS-MS identification of that specific peak. The MS-MS identification is done by using a precursor ion (usually the molecular ion obtained from the Q1) and a product ion produced by the CAD process and analyzed by Q3. This MS-MS identification process is also known as MRM. Upon positive identification of the target compound, quantification of the compound is done by the integrated area of that specific peak of the MRM chromatogram using internal standard calibration protocols and d7-carbaryl as an internal standard.

Taking advantage of the MS-MS instrumentation and to enhance operation efficiency, samples are first screened, semi-quantitatively, by using a short column LC-MS-MS analysis (< 5 min./sample) and, in the presence of target compounds, followed by a quantitative analysis (about 15 min./sample).

The ability of MS-MS detection allows the use of an isotope-labelled compound as an internal standard during the sample preparation and quantitative analysis to enhance data quality further. Therefore, deuterium labelled carbaryl (d7-Carbaryl) is added to the samples and the calibration standard as an internal standard.

- US EPA Methods: Method 531.1 Rev 3.1, N-Methylcarbamoyloximes and N-Methylcarbamates by HPLC with Post Column Derivatization
- AWWA Methods:¹² Method 6610 B - Carbamate Pesticides, High-Performance Liquid Chromatographic Method
- ASTM Method:¹³ D5315-92 (1998), Standard Test Method for N-Methyl-Carbamoyloximes and N-Methylcarbamates in Water by Direct Aqueous Injection High-Performance Liquid Chromatography with Post-Column Derivatization

3.7. Organochlorine Pesticides and PCBs

PARAMETER	ODWQS mg/L	RDL µg/L
Aldrin + Dieldrin	0.0007	0.07
Chlordane (Total): Oxychlordane	0.007	0.7
Chlordane (Total): a-Chlordane	0.007	0.7
Chlordane (Total): g-Chlordane	0.007	0.7
Heptachlor+Heptachlor epoxide	0.003	0.3
DDT+metabolites : p,p-DDE	0.03	3
DDT+metabolites : p,p-DDE	0.03	3
DDT+metabolites : o,p-DDT	0.03	3
DDT+metabolites : p,p-DDT	0.03	3
Lindane	0.004	0.4
Methoxychlor	0.9	90
PCB (Total)	0.003	0.3
Trifluralin	0.045	4.5

LSB Method: E3400 - the Determination of Organochlorine Pesticides, Chlorobenzenes, Aroclors, and Toxaphenes in Water, Effluent, and Waste Water by Hexane Microextraction and Gas Chromatography-Mass Spectrometry (GC- MS)

Method Principle: An approximately 800 mL water sample is extracted with 5 mL hexane. The extract is concentrated, reconstituted in toluene, and analyzed by Gas Chromatography-Mass Spectrometry (GC/MS) for target compounds.

Qualitative identification of target compounds is achieved by comparison of target compound retention times (RT), intensities and ratios of target and qualifier ions with that of a Calibration Standard mixture. Quantitation of the target compounds as detected in a field sample is achieved by comparison of the target ion abundance with that from a Calibration Standard Mix prepared in the Laboratory. Retention times, target ions, and qualifier ions used for the analysis of the OC/CB, PCB Aroclors, Toxaphene and Pyrethrins targets are listed in the method. This method uses d₁₀-Fluoranthene as an internal standard. The d₁₂-Perylene, and 1,3,5-Tribromobenzene are used as surrogates to monitor method performance.

US-EPA Methods: Method 505 Rev 2.1, Organohalide Pesticides and PCBs by Microextraction and GC

¹² (Standard Methods, 20th Ed.)

¹³ Vol. 11.02, 2000

Method 508, Rev 3.1, Chlorinated Pesticides by GC with an Electron Capture Detector

Method 508.1 Rev 2.0, Chlorinated Pesticides, Herbicides and Organohalides by Liquid-Solid Extraction and GC with an Electron Capture Detector

Method 525.2 Rev 2.0, Organic Compounds by Liquid-Solid Extraction and Capillary Column GC/Mass Spectrometry

ASTM Method:¹⁴

Method D5175-91 (1996), Standard Test Method for Organohalide Pesticides and Polychlorinated Biphenyls in Water by Microextraction and Gas Chromatography

3.8. Organophosphorus Pesticides

PARAMETER	ODWQS mg/L	RDL µg/L
Azinphos-methyl	0.02	2
Chlorpyrifos	0.09	9
Diazinon	0.02	2
Dimethoate	0.02	2.5
Malathion	0.19	19
Parathion	0.05	5
Phorate	0.002	0.5
Temephos	0.28	28
Terbufos	0.001	1

LSB Method:

E3389 - The Determination of Organophosphorus Pesticides in Water by High Performance Liquid Chromatography - Ultraviolet (HPLC-UV) Detection (2000)

Method Principle:

Samples are passed through pre-conditioned solid phase extraction (SPE) cartridges. Target analytes are eluted from the cartridge using ethyl acetate. The sample extract is evaporated to dryness and reconstituted in 1.0 mL acetonitrile prior to analysis by HPLC with UV detection.

LSB Method:

E3437 - The Determination of Organophosphorus Pesticides in Water and Leachate by High Performance Liquid Chromatography and Mass Spectrometry-Mass Spectrometry (LC-MS-MS) Analysis (2003)

Method Principle:

Samples can be extracted by using either a liquid-liquid or a solid phase extraction method. The sample extract is condensed to a pre-determined amount using a roto-evaporating or nitrogen blow-down technique prior to analysis by high performance liquid chromatography (LC) with either an ultraviolet (UV) detector or a triple stage quadrupole mass spectrometry detector (MS/MS).

MS-MS analysis is done by using an electrospray ionization source (ESI) in positive ionization mode. The mass spectrometer is run in a Product Ion scan in which the first mass filter (quadrupole 1, Q1) separates or filters ions according to their m/z ratio (usually the molecular ion) and allows only ions with specific m/z ratio to enter the collision cell (quadrupole 2, Q2). The [M+H]⁺ ion enters Q2 where it is fragmented by collision with neutral gas molecules (N₂ is used at this laboratory) in a process referred to as Collisionally Activated Dissociation (CAD). The fragment ions generated are then passed into quadrupole 3 (Q3) and filtered to provide a spectrum. The ions created by the source (Q1) are referred to as precursor ions, the collision products are referred to as

¹⁴ Vol. 11.02, 2000

product or fragment ions. The most abundant product ion is chosen for using in MRM analysis later.

Identification of the target compound is done by using the LC retention time (RT) obtained from a reconstructed LC-MS-MS extracted ion chromatogram (XIC). The XIC is obtained from the Multiple Reaction Monitoring (MRM) and MS-MS identification of that specific peak. The MS-MS identification is done by using a precursor ion (usually the molecular ion obtained from the Q1) and a product ion produced by the CAD process and analyzed by Q3. This MS-MS identification process is also known as MRM. Upon positive identification of the target compound, quantification of the compound is done by the integrated area of that specific peak of the MRM chromatogram using internal standard calibration protocols and d6-Dichlorovos as an internal standard.

Taking advantage of the MS-MS instrumentation and to enhance operation efficiency, samples are first screened, semi-quantitatively, by using a short column LC-MS-MS analysis (< 5 min./sample) and, in the presence of target compounds, followed by a quantitative analysis (about 15min./sample).

The ability of MS-MS detection allows the use of an isotope-labelled compound as an internal standard during the sample preparation and quantitative analysis to enhance data quality further. Deuterium labelled d6-Dichlorovos is added into the sample and the calibration standard to serve for this purpose.

US-EPA Method: Method 507 Rev 2.1, Nitrogen- and Phosphorus-Containing Pesticides by GC with a Nitrogen Phosphorus Detector

ASTM Method:¹⁵ Method D5475-93 (1997), Standard Test Method for Nitrogen- and Phosphorus-Containing Pesticides in Water by Gas Chromatography with a Nitrogen-Phosphorus Detector

3.9. Chlorophenols (CPs) & Phenoxy Acids (PAs)

PARAMETER	ODWQS mg/L	RDL mg/L
2,4,5-Trichlorophenoxyacetic Acid (2,4,5-T)	0.28	28
2,4-Dichlorophenoxyacetic acid (2,4-D)	0.1	10
Bromoxynil	0.005	0.5
Dicamba	0.12	12
Diclofop-methyl	0.009	0.9
Dinoseb	0.01	1
Picloram	0.19	19
2,3,4,6-Tetrachlorophenol	0.1	10
2,4,6-Trichlorophenol	0.005	0.5
2,4-Dichlorophenol	0.9	90
Pentachlorophenol	0.06	6

LSB Method: E3119 - The Determination of Chlorophenols and Phenoxyacid Herbicides in Water by Solid Phase Extraction (SPE) and Gas Chromatography-Mass Spectrometry (GC/MS)

Method Principle: Water samples are acidified ($\text{pH} \leq 2$) and passed through pre-conditioned C_{18} solid phase extraction (SPE) cartridges. SPE cartridges are then dried and target compounds eluted using a small volume of solvent. The column elute is treated with diazomethane (to methylate target compounds), evaporated and finally diluted with solvent to 1.0 mL. This

¹⁵ Vol. 11.02, 2000

extract is analyzed by gas chromatography with a mass spectrometer (GC/MS). CPs and PAs are quantified as their corresponding anisoles and methyl esters, respectively.

US-EPA Methods:¹⁶ Method 515.2 Rev 1.1 - Chlorinated Acids using Liquid-Solid Extraction and GC with and Electron Capture Detector

Method 515.1 Rev 4.0 - Chlorinated Acids by GC with an Electron Capture Detector

Method 515.3, Determination of Chlorinated Acids in Drinking Water by Liquid-Liquid Extraction, Derivatization and Gas Chromatography with Electron Capture Detection

Method 555 Rev 1.0 - Chlorinated Acids by HPLC with a Photodiode Array Ultraviolet Detector

US-EPA Methods:¹⁷ Method 525.2 Rev 2.0 - Organic Compounds by Liquid-Solid Extraction and Capillary Column GC/Mass Spectrometry

ASTM Method:¹⁸ Method D5317-98, Standard Test Method for Determination of Chlorinated Organic Acid Compounds in Water by Gas Chromatography with an Electron Capture Detector

3.10. Quaternary Ammonium Compounds

PARAMETER	ODWQS mg/L	RDL µg/L
Diquat	0.07	7
Paraquat	0.01	1

LSB Method: E3417 - The Determination of Diquat and Paraquat in Water and Vegetation Environmental Matrices by High Performance Liquid Chromatography (HPLC) and Electro-spray Isotope Dilution Mass Spectrometry Detection (IDMS)

Method Principle: Water samples are extracted using mixed-mode, polymer SPE cartridges, with no pH modification. The SPE cartridge is pre-conditioned with water and methanol. Analytes are eluted using 1M ammonium chloride in an aqueous solution of 50% methanol. Sample extracts are analysed by LC-MS.

Deuterated paraquat and diquat are used as method surrogates. With the incorporation of isotope labelled paraquat and diquat, the method is adapted to an isotope dilution MS procedure using LC/ESI-MS.

This method provides a sample preparation procedure in which, electro-spray ionization mass (ESI-MS) detection may be used for the identification and quantitation of the compounds.

US-EPA Method: Method 549.2 Rev 1.0, Diquat and Paraquat by Liquid-Solid Extraction and HPLC with a Photodiode Array UV Detector

3.11. Urea Derivative

PARAMETER	ODWQS mg/L	RDL µg/L
Diuron	0.15	15

¹⁶ (PAs)

¹⁷ (CPs)

¹⁸ Vol. 11.02, 2000

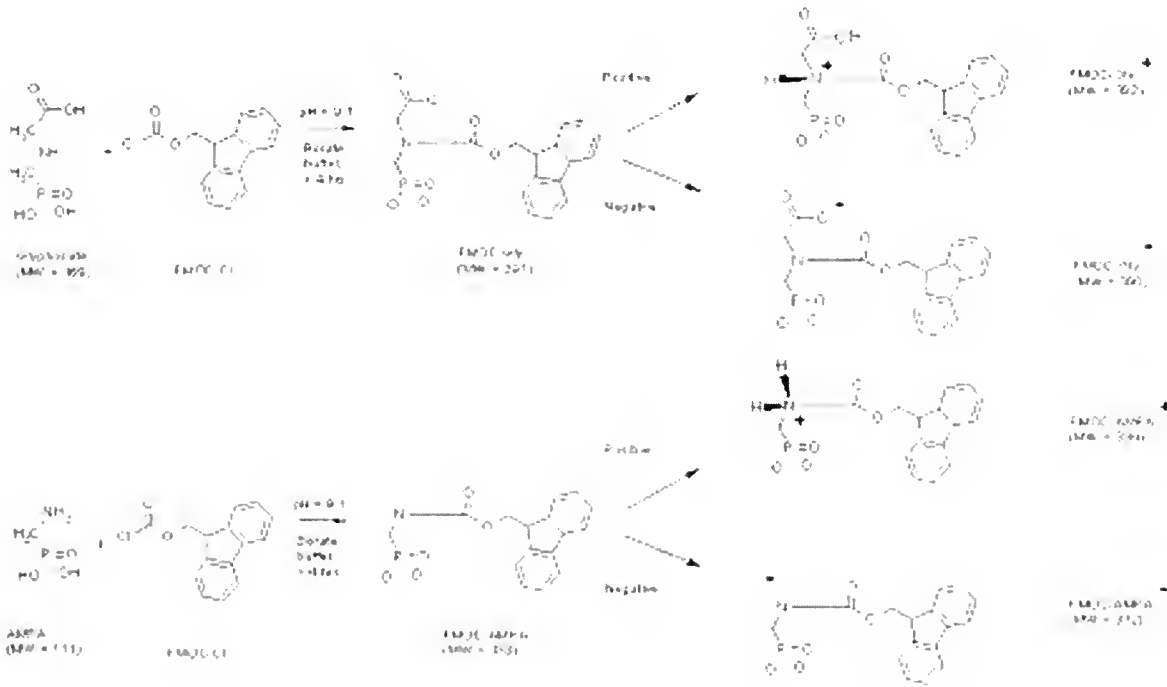
LSB Method:	E3230 - The Determination of Phenyl Ureas in Water by High Performance Liquid Chromatography-Ultraviolet (HPLC-UV) Detection. (2000)
Method Principle:	Samples are solvent-extracted. The sample extract is passed through sodium sulphate to remove excess water, evaporated to dryness and re-constituted in a measured amount of solvent prior to analysis by high performance liquid chromatography with UV detector.
LSB Method:	The Determination of Phenyl Ureas in Water and Leachate by High Performance Liquid Chromatography and Mass Spectrometry-Mass Spectrometry (LC-MS-MS) Analysis (2003)
Method Principle:	<p>Samples can be extracted by using either a liquid-liquid or a solid phase extraction method. The sample extract is condensed to a pre-determined amount using roto-evaporating or nitrogen blow-down technique prior to analysis by high performance liquid chromatography (LC) with either an ultraviolet (UV) detector or a triple stage quadrupole mass spectrometry detector (MS/MS).</p> <p>MS-MS analysis is done by using an electrospray ionization source (ESI) in positive ionization mode. The mass spectrometer is run in a Product Ion scan in which the first mass filter (quadrupole 1, Q1) separates or filters ions according to their m/z ratio (usually the molecular ion) and allows only ions with specific m/z ratio to enter the collision cell (quadrupole 2, Q2). The $[M+H]^+$ ion enters Q2 where it is fragmented by collision with neutral gas molecules (N_2 is used at this laboratory) in a process referred to as Collisionally Activated Dissociation (CAD). The fragment ions generated are then passed into quadrupole 3 (Q3) and filtered to provide a spectrum. The ions created by the source (Q1) are referred to as precursor ions, the collision products are referred to as product or fragment ions. The most abundant product ion is chosen for using in MRM analysis later.</p> <p>Identification of the target compound is done by using the LC retention time (RT) obtained from a reconstructed LC-MS-MS extracted ion chromatogram (XIC). The XIC is obtained from the Multiple Reaction Monitoring (MRM) and MS-MS identification of that specific peak. The MS-MS identification is done by using a precursor ion (usually the molecular ion obtained from the Q1) and a product ion produced by the CAD process and analyzed by Q3. This MS-MS identification process is also known as MRM. Upon positive identification of the target compound, quantification of the compound is done by the integrated area of that specific peak of the MRM chromatogram using internal standard calibration protocols and d6-Diuron as an internal standard.</p> <p>Taking advantage of the MS-MS instrumentation and to enhance operation efficiency, samples are first screened, semi-quantitatively, by using a short column LC-MS-MS analysis (< 5 min./sample) and, in the presence of target compounds, followed by a quantitative analysis (about 15 min./sample).</p> <p>The ability of MS-MS detection allows the use of an isotope-labelled compound as an internal standard during the sample preparation and quantitative analysis to enhance data quality further. Deuterium labeled diuron (d6-Diuron) is added into the sample and the calibration standard to serve for this purpose.</p>
US-EPA Method:	Method 532 Rev 1.0, Determination of Phenylurea Compounds in Drinking Water by Solid Phase Extraction and High Performance Liquid Chromatography with UV Detection

3.12. Glyphosate

PARAMETER	ODWQS mg/L	RDL µg/L
Glyphosate	0.28	28

LSB Method: E3415 - The Determination of Glyphosate and Aminomethyl-phosphonic Acid in Water and Vegetation by High Performance Liquid Chromatography - Electro Spray Ionization - Mass Spectrometry (HPLC-ESI-MS)

Method Principle: Neutral sample conditions are used for extraction of water samples.



This method uses the derivatization of glyphosate with 9-fluorenyl methoxycarbonyl chloride (Fmoc-Cl), Figure 1, prior to HPLC analysis to enhance the separation and bring these targets from the void volume using a bonded phase C-18 reversed phase column. This has greatly enhanced the efficiency of analytical procedures and data quality. Analysis of AMPA is achieved by the disassociation of one hydrogen atom from the AMPA, and the direct analysis of AMPA⁻ ion directly (Figure 1).

Figure 1: Reaction Scheme for Glyphosate with Fmoc-Cl Detection Scheme for AMPA

The identification is achieved by the HPLC retention time (within 0.2 minutes of established retention time), the molecular ion of the reaction product (Fmoc-Gly m/z 390) and AMPA (m/z 110), respectively, in negative ESI-MS (see the reaction scheme listed in Figure 1). A confirmation ion of m/z 168 for the glyphosate is also used.

Fmoc-Gly is not available commercially and is prepared in-house. The quantitation of glyphosate and AMPA in water, is done by using a standard prepared in de-ionized water and reacted with Fmoc-Cl and borate buffer.

Isotope dilution is used for glyphosate analysis. Quantitation of AMPA is done through the external standard method as there is no correlation between the AMPA and ¹³C₂¹⁵N-glyphosate.

US-EPA Methods: Method 547, Determination of Glyphosate by HPLC, Post Column Derivatization, and Fluorescence Detector

AWWA Methods:¹⁹ Method 6651 - Glyphosate Herbicide by Liquid Chromatographic Post-Column Fluorescence Method.

3.13. Fluoride

PARAMETER	ODWQS mg/L	RDL mg/L
Fluoride	1.5	0.15

LSB Method: E3172 - The Determination of Fluoride and Sulphate in Water, Leachates and Effluents by Automated Ion Chromatography

Method Principle: Via Ion Chromatography (IC), fluoride is separated from other anions by using columns packed with ion exchange resin, and an eluent solution of sodium carbonate/sodium bicarbonate.

The sample is injected into the eluent stream and passes through a pre-column (AG-14). The pre-column removes any foreign matter entering the analytical system, which extends the life of the analytical column (AS-14). After separation, the anions are converted to their acid forms by ion exchange using a micro membrane suppressor, and their concentrations are determined from the conductivity of the fluoride produced. A conductivity meter measures the conductivity of each anionic species compared to the water background. Identities of the analytes are determined by their retention times.

US-EPA Methods: Method 300.0 Rev 2.1, Determination of Inorganic Anions by Ion Chromatography
Method 300.1 Rev 1.0, Determination of Inorganic Anions in Drinking Water by Ion Chromatography

AWWA Methods:²⁰ Method 4500_F⁻ B - Preliminary Distillation Step
Method 4500_F⁻ C - Ion-Selective Electrode Method
Method 4500_F⁻ D - SPADNS Method
Method 4500_F⁻ E - Complexone Method (Automated Alizarin)

Method 4110 B - Determination of Anions by Ion Chromatography with Chemical Suppression of Eluent Conductivity

ASTM Method:²¹ Method D4327-97, Standard Test Method for Anions in Water by Chemically Suppressed Ion Chromatography

¹⁹ (Standard Methods, 20th Ed)

²⁰ (Standard Methods, 20th Ed)

²¹ Vol. 11.01, 2000

3.14. Benzo(a)pyrene {tc "4.18 Benzo(a)pyrene " \1 2}

PARAMETER	ODWQS mg/L	RDL µg/L
Benzo(a)pyrene	0.00001	0.01

LSB Method: E3399 - The Determination of Polycyclic Hydrocarbons (PAH) in Aqueous Matrices by Liquid-Liquid Micro-Extraction (LLME) and Gas Chromatography-Mass Spectrometry (GC/MS)

Method Principle: Six deuterated PAH internal standards are added to an 800 mL water sample which is extracted with 5 mL toluene using a liquid/liquid microextraction technique. The extract is concentrated and analyzed by Gas Chromatography/ Mass Spectrometry (GC/MS) for the target compounds.

Qualitative identification of target compounds is achieved by comparison of target compound retention times (RT), intensities and ratios of target and qualifier ions with that of a Calibration Standard mixture. Quantitation of the target compounds as detected in a field sample is achieved by comparison of the target ion abundance with that from a Calibration Standard Mix prepared in the Laboratory. The following compounds are used as Internal standards for this method: d₁₀-Phenanthrene, d₁₀-Fluoranthene, d₁₂-Chrysene, d₁₂-Benzo(a)pyrene, d₁₂-Benzo(a)anthracene, and d₁₄-Dibenzo(a,h)anthracene.

US-EPA Methods: Method 525.2 Rev 2.0 - Organic Compounds by Liquid-Solid Extraction and Capillary Column GC/Mass Spectrometry

Method 550, Polycyclic Aromatic Hydrocarbons (PAHs) by Liquid-Solid Extraction and HPLC with Coupled UV and Fluorescence Detection

Method 550.1, Polycyclic Aromatic Hydrocarbons (PAHs) by Liquid-Solid Extraction and HPLC with Coupled UV and Fluorescence Detection

ASTM Method:²² Method D4657-92 (1998). Standard Test Method for Polycyclic Aromatic Hydrocarbons in Water

3.15. Cyanide

PARAMETER	ODWQS mg/L	RDL mg/L
Cyanide (free)	0.2	0.02

LSB Method: E3015 - The Determination of Free and Total Cyanide in Environmental Samples by Colourimetry.

Method Principle: Total cyanide includes the free simple cyanides (such as HCN and KCN), and weakly bound cyanides (such as Ni(CN)₄), as well as those complexed cyanides that decompose to form free cyanides that distill out as HCN in an acidic environment. Aqueous samples are introduced directly to the continuous flow system from an autosampler. The distillation step isolates HCN under specific acidic conditions. The sequential combination of UV digestion plus distillation yields the measurement of "total cyanide". Interferences from thiocyanate are removed using a borosilicate glass coil in a UV-B

²² Vol. 11.02, 2000

chamber (wavelengths above 290 nM). When thiocyanate is not dissociated during UV digestion, it does not carry over in the distillation step. Cyanide is determined colourimetrically by the reaction of cyanide with chloramine-T to form cyanogen chloride which further reacts with a combination of barbituric acid and isonicotinic acid to form a highly coloured coupling product, which is measured at 600 nM.

Free cyanides are the simple and weakly dissociable cyanides that form HCN upon acidification to pH 4.0. Free cyanide is determined as above, but with two changes: the elimination of the UV digestion, which avoids the conversion of the complexed cyanides to free cyanide and the replacement of the Pure-DW water reagent with a 10 mg/L zinc sulphate solution, for the elimination of interference from complexed iron cyanides

US-EPA Methods: Method 335.1 Rev 1.0, Determination of Cyanides Amenable to Chlorination, Titrimetric

AWWA Methods:²³ Method 4500-CN⁻ G – Cyanides Amenable to Chlorination after Distillation

Method 4500-CN⁻ H - Cyanides Amenable to Chlorination without Distillation (Short-Cut Method)

ASTM Method:²⁴ Method D2036-98 B, Standard Test Method for Cyanides in Water, Cyanides Amenable to Chlorination by Difference

3.16. Dioxins and Furans - Toxic Equivalent Quantity

PARAMETER	ODWQS mg/L	RDL TEQ 2378TCDD
Dioxin and Furan	0.000000015	0.0000000075

LSB Method: E3418 - The Determination of Polychlorinated Dibenzo-p-dioxins (PCDD), Polychlorinated Dibenzofurans (PCDF) and Dioxin-like Polychlorinated Biphenyls (DLPCBs) in Environmental Matrices by Gas Chromatography-Mass Spectrometry (GC/MS).

Method Principle: Drinking water sample volumes are measured and recorded. If any of the samples contain particulate then the samples must be extracted using the Groundwater/Effluent Empore Disk Method. Samples are liquid/liquid extracted with pentane. A 2-stage chromatographic clean-up procedure is used to remove potential chemical interferences.

This analytical method is used to determine the concentrations of PCDDs, PCDFs and DLPCBs in a variety of matrices using isotope dilution with mass spectrometric detection. All samples are fortified prior to sample extraction, digestion or elution with known amounts of [¹³C₁₂ -] isotopically labelled PCDDs/PCDFs and/or DLPCBs. All PCDDs/PCDFs and DLPCBs are quantified against these labelled standards. Sample extracts are cleaned using a 2-stage column (silica/alumina) when PCDDs/PCDFs only are requested or no interferences such as polychlorinated diphenyl ethers(PCDPEs) are expected in the sample. If PCDDs/PCDFs and DLPCBs are requested or if a sample is highly contaminated with bulk interferences, a carbon cleanup procedure must be incorporated (3-stage).

US-EPA Method: Method 1613B, Chlorinated Dioxins by Isotope Dilution High Resolution Gas Chromatography/High Resolution Mass Spectrometry

²³ (Standard Methods, 20th Ed.)

²⁴ Vol. 11.02, 2000

3.16.1 Dioxins and Furans – Calculation of Toxic Equivalent Quantity

There are a total of 210 dioxins and furans. Only 17 are toxic (2,3,7,8-substituted congeners) and their toxicity is normalized to 2378-TCDD (the most toxic). The TEQ is determined (as shown in the following example) by multiplying the concentration of each detected 2,3,7,8-substituted congener by its respective TEF (toxic equivalent factor) to determine its toxic equivalence (TE). For the 2,3,7,8-substituted congeners that are not detected, ½ of the detection limit is multiplied by the TEF to determine the TE for that congener. This converts each of the congeners to 2378-TCDD toxic equivalents. The sum of the 17 toxic equivalents (TEs) gives the TEQ (Toxic Equivalent Quantity) for the sample normalized to 2378-TCDD. The result is 1.5 pg/L, which is well below the 15 pg/L IMAC.

TEQ EXAMPLE

Compound	Conc. Pg/L	EDL pg/L	TEF pg/L	TE /congener pg/L
2,3,7,8-TCDD	ND	1.1	1	0.55
1,2,3,7,8-PeCDD	ND	1	0.5	0.25
1,2,3,4,7,8-HxCDD	ND	1.2	0.1	0.06
1,2,3,6,7,8-HxCDD	ND	0.89	0.1	0.045
1,2,3,7,8,9-HxCDD	ND	1	0.1	0.05
1,2,3,4,6,7,8-HpCDD	ND	1.1	0.01	0.0055
OCDD	3.4		0.001	0.0034
2,3,7,8-TCDF	ND	1	0.1	0.05
1,2,3,7,8-PeCDF	ND	1	0.05	0.025
2,3,4,7,8-PeCDF	ND	1	0.5	0.25
1,2,3,4,7,8-HxCDF	ND	0.82	0.1	0.041
1,2,3,6,7,8-HxCDF	ND	1.1	0.1	0.055
2,3,4,6,7,8-HxCDF	ND	1.1	0.1	0.055
1,2,3,7,8,9-HxCDF	ND	1.2	0.1	0.06
1,2,3,4,6,7,8-HpCDF	ND	0.95	0.01	0.0048
1,2,3,4,7,8,9-HpCDF	ND	1	0.01	0.005
OCDF	1.8		0.001	0.0018
TOTAL TEQ 2,3,7,8-TCDD (0.5 DL) = 1.5 pg/L				

TEQ = Toxic Equivalent Quantity = sum of individual TE/congener

EDL = Estimated Detection Limit

TEF = Toxic Equivalent Factor

TE/congener = Toxic Equivalence / congener

3.17. Nitritotriacetic Acid (NTA)

PARAMETER	ODWQS mg/L	RDL mg/L
Nitritotriacetic Acid (NTA)	0.4	0.05

LSB Method: E3406 - The Determination of Nitritotriacetic Acid (NTA) in Aqueous Samples by Automated Ion Chromatography (IC).

Method Principle: Using ion chromatography (IC), nitritotriacetic acid (NTA) is separated from other anions using columns packed with ion exchange resin and an eluent solution of sodium hydroxide. The eluent is passed through an anion trap column (ATC-1) to remove impurities which may be present in the working eluent solution.

The sample is passed through a cation trap column (in house design) made of Amberlite IR-120(H) resin to remove calcium, magnesium and iron from the sample matrix before analysis. The sample is then injected into the eluent stream and passes through a pre-column (AG-11). The pre-column removes any foreign matter entering the analytical system, extending the life of the separator column (AS-11). After separation, the anions are converted to their acid forms by ion exchange using a micromembrane suppressor and their concentrations are determined from the conductivity of the NTA produced. A conductivity meter measures the conductivity of each anionic species against the water background. The identities of the species are determined by their retention times.

3.18. N-nitrosodimethylamine (NDMA)

PARAMETER	ODWQS mg/L	RDL µg/L
N-Nitrosodimethylamine (NDMA)	0.000009	0.00099

LSB Method: E3291 - The Determination of N-nitrosodimethylamine (NDMA) in Water by Gas Chromatography-High Resolution Mass Spectrometry (GC-HRMS)

Method Principle: This method is designed to identify and quantify N-nitrosodimethylamine (NDMA) in water by adsorption onto Ambersorb 572, elution into an organic solvent and analysis by gas chromatography-high resolution mass spectrometry (GC-HRMS). The designation "GC" refers to high resolution (capillary column) GC.

The internal standard, d_6 -NDMA, is added to the leachate. After the addition of Ambersorb 572, the bottle is rolled at 50 rpm on a roller apparatus for 1 hour. The granular adsorbent is isolated by filtration on filter paper and allowed to air dry for 1 hour, minimum. The Ambersorb 572 is transferred to a 2mL autosampler vial and 400 µL of dichloromethane are added. The vial is capped and the contents are analyzed by GC-HRMS. NDMA is quantified by isotope dilution with d_6 -NDMA.

3.19. Bromate

PARAMETER	ODWQS mg/L	RDL mg/L
Bromate	0.01	0.001

LSB Method: E3434 - The Determination of Bromide in Source Water by Ion Chromatography/Electrochemical Detection and Trace Levels of Bromate in Ozonated Drinking Water with the Addition of Postcolumn Reagent and a UV/Visible Detector

Method Principle: Using ion chromatography (IC), bromate and bromide are separated from other anions using columns packed with ion exchange resin and an eluent solution of sodium carbonate.

The sample is introduced into an ion chromatograph. The ions of interest are separated using a guard column, analytical column, suppressor device, electrochemical detector, a postcolumn delivery system (pneumatically controlled), a heated postcolumn reaction coil and an Ultraviolet/visible (UV/VIS) absorbance detector.

US-EPA Methods: Method 317.0 Rev 2.0. Determination of Inorganic Oxihalide Disinfection By-Products in Drinking Water Using Ion Chromatography with the Addition of a Postcolumn reagent for Trace Bromate Analysis.

Method 326.0, Determination of Inorganic Oxyhalide Disinfection By-Products in Drinking Water Using Ion Chromatography Incorporating the Addition of a Suppressor Acidified Postcolumn Reagent for Trace Bromate Analysis.

Method 300.1, Determination of Inorganic Anions in Drinking Water by Ion Chromatography.

4. ADDITIONAL PARAMETERS (CERTIFICATE OF APPROVAL OR MINISTRY ORDERS)

4.1. Alkalinity

PARAMETER	Standard mg/L as CaCO ₃	RDL mg/L as CaCO ₃
Alkalinity	30 – 500	

LSB Method: E3218 - The Determination of Conductivity, pH, and Alkalinity in Water and Effluents by Potentiometry

Method Principle: Alkalinity is defined as the capacity of a solution to neutralize acid, and is measured by titrimetry. Historically, alkalinity titration to the end-point of pH 4.5 is known as total fixed end-point (TFE) alkalinity. Any ion entering into a neutralization reaction with strong acid contributes to TFE alkalinity as long as the reaction takes place above pH 4.5.

An aliquot of the sample is titrated with sulphuric acid of known concentration. The delivery rate of the titrant is determined from the slope of the titration curve and the stability of the pH reading following the addition of each aliquot of the titrant.

AWWA Method:²⁵ Method 2320 - Alkalinity by Titration Method

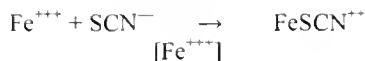
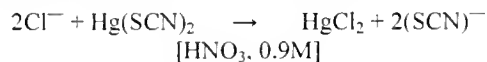
ASTM Method:²⁶ Method D1067-92 B (1996), Standard Test Method for Alkalinity of Water

4.2. Chloride

PARAMETER	Standard mg/L	RDL mg/L
Chloride	250	

LSB Method: E3016 - The Determination of Chloride In Drinking Water, Surface Water, Sewage, And Industrial Waste By Colourimetry

Method Principle: Chloride ions combine with mercuric thiocyanate to form an undissociated salt, mercuric chloride, and release thiocyanate ions which then complex with ferric ion to produce a coloured solution. The absorbance of the coloured solution is proportional to the original concentration of chloride ion in the sample.



²⁵ (Standard Methods, 20th Ed.)

²⁶ Vol. 11.02, 2000

- US-EPA Methods: Method 300.0 Rev 2.1, Determination of Inorganic Anions by Ion Chromatography
 Method 300.1 Rev 1.0, Determination of Inorganic Anions in Drinking Water by Ion Chromatography
- AWWA Methods:²⁷ Method 4500_{Cl⁻} B – Argentometric Method
 Method 4500_{Cl⁻} C – Mercuric Nitrate Method
 Method 4500_{Cl⁻} D – Potentiometric Method
 Method 4500_{Cl⁻} E – Automated Ferricyanide Method
 Method 4110 B - Determination of Anions by Ion Chromatography with Chemical Suppression of Eluent Conductivity
- ASTM Method:²⁸ Method D4327-97, Standard Test Method for Anions in Water by Chemically Suppressed Ion Chromatography
 Method D512-89 (1999), Standard Test Methods for Chloride Ion in Water

4.3. Colour

PARAMETER	Standard TCU	RDL TCU
Colour	5	2.5

- LSB Method: E3219 - The Determination of True Colour in Water, Effluents and Industrial Wastes by Colourimetry
- Method Principle: An Auto-Analyzer system, which includes a reference stream, is designed to measure true colour of the supernatant of settled samples. The purpose of the reference stream is to eliminate the effect of non-settleable solids on colour measurements. Klett Summerson broad band filters were adapted to fit the filter holders of the Technicon AAI colourimeter. The broad band filter, with transmission limits of 405 to 450 nm, is suitable for true colour measurements while the filter with transmission limits of 660 to 740 nm, gave a turbidity/particulate only measurement. To obtain an appropriate correction for non-settleable solids at the required wavelengths (405 to 450 nm), the path lengths of the flow cells are 3.0 cm for the colour stream and 5 cm for the reference stream. This imbalance in cell length is designed to handle the relationship between light scattering and wavelength: the effect of particulates on absorbency measurements increases as the wavelength decreases.
- US-EPA Methods: Method 110.0, Determination of Color by Colorimetry, ADMI
 Method 110.1, Determination of Color by Colorimetry, Platinum-Cobalt
- AWWA Methods:²⁹ Method 2120 B – Visual Comparison Method
 Method 2120 C - Spectrophotometric Method

²⁷ (Standard Methods, 20th Ed.)

²⁸ Vol. 11.01, 2000

²⁹ (Standard Methods, 20th Ed.)

Method 2120 D – Tristimulus Filter Method

Method 2120 E – ADMI Tristimulus Filter Method

4.4. Dissolved Organic Carbon (DOC)

PARAMETER	Standard mg/L	RDL mg/L
Dissolved Organic Carbon (DOC)	5	

LSB Method: E3370 - The Determination of Molybdate Reactive Silicates and Dissolved Carbon in Water, Industrial Waste, Soil Extracts and Precipitation by Colourimetry

Method Principle: Organic carbon is measured when the supernatant of a settled sample is introduced into an AutoAnalyzer System where it is acidified and flushed with nitrogen at 500 mL/minute to remove inorganic carbon. The sample is then oxidized with a UV digester in an acid-persulphate medium. The carbon is converted to carbon dioxide and, following dialysis, is measured by determining the loss in absorbance of a weakly buffered alkaline Phenolphthalein Solution using an AAI Colourimeter operating in the inverse mode.

AWWA Method:³⁰ Method 5310 C – Persulfate-Ultraviolet or Heated-Persulfate Oxidation Method

4.5. Hardness

PARAMETER	Standard mg/L as CaCO ₃	RDL mg/ L as CaCO ₃
Hardness	80 – 100	

LSB Method: E3217 - The Determination of Cations in Water, Sewage, Health Samples, Industrial Waste, Leachates and Landfills by Atomic Absorption Spectrophotometry (AAS)

Method Principle: An automated atomic absorption method is used to measure the concentration of calcium, magnesium, sodium and potassium ions. A microcomputer controls the flow injection Atomic Absorption Spectrophotometry (AAS) system. Prior to sample aspiration as a fine mist into the air-acetylene flame of the AAS, the sample is automatically mixed with either lanthanum chloride, a releasing agent for calcium and magnesium analysis, or caesium chloride, an ionization suppressant, for the analysis of sodium and potassium. Light is emitted from a hollow cathode lamp and is directed through a flame into a monochromator and onto a detector that is set at a characteristic wavelength for each of the parameters (Ca 422.7 nm, Mg 285.2 nm, Na 589.0 nm, K 766.5 nm). The atoms of interest are heated in the flame, absorb the light at its particular wavelength and the detector measures the decreased intensity of the resulting beam. The amount of light absorbed is directly proportional to the concentration of the parameter in the sample. By comparing the sample with known standards, the sample concentration can be calculated.

Hardness is a calculated value based on the calcium and magnesium content and is expressed in terms of CaCO₃. The formula is as follows:

$$\text{Hardness mg/L as CaCO}_3 = (\text{Ca}^{++} \text{ mg/L} * 2.497) + (\text{Mg}^{++} \text{ mg/L} * 4.116)$$

US-EPA Method: Method 200.7 Rev 4.4, Metals and Trace Elements by ICP/Atomic Emission Spectrometry

³⁰ (Standard Methods, 20th Ed.)

Method 130.2, Determination of Total Hardness by EDTA Titration

AWWA Methods:³¹

Method 3111 B - Metals by Flame Atomic Absorption Spectrometry - Direct Air-Acetylene Flame Method

Method 3120 B - Metals by Plasma Emission Spectroscopy - Inductively Coupled Plasma (ICP) Method

Method 2340 C – Hardness by EDTA Titrimetric Method

ASTM Methods:³²

ASTM – D511-93A (1998), Standard Test Method for Calcium and Magnesium in Water by Complexometric Titration

ASTM – D511-93B (1998), Standard Test Method for Calcium and Magnesium in Water by Atomic Absorption Spectrophotometry

4.6. pH

PARAMETER	Standard	RDL
PH	6.5 – 8.5	

LSB Method: E3218 - The Determination of Conductivity, pH, and Alkalinity in Water and Effluents by Potentiometry

Method Principle: pH, a measurement of the hydrogen ion activity, is defined as the negative logarithm of the hydrogen ion activity, and is expressed in logarithmic units. Hence, it is important to realize that a pH change of one unit constitutes a tenfold change in hydrogen ion concentration. pH is determined using a calibrated potentiometric system consisting of a pH meter and a combination glass electrode with a reference cell. The electromotive force produced in the glass electrode system varies linearly with pH. Analysis requires immersion of the combination electrode in the sample, and recording the reading of the pH meter.

US-EPA Method: Method 150.1, Determination of pH by Electrometric

AWWA Methods:³³ Method 4500_H⁻ - pH Value

ASTM Method:³⁴ Method D1293-95, Standard Test Methods for pH in Water

4.7. Sodium

PARAMETER	Standard mg/L	RDL mg/L
Sodium	20	2

LSB Method: E3217 - The Determination of Cations in Water, Sewage, Health Samples, Industrial Waste, Leachates and Landfills by Atomic Absorption Spectrophotometry (AAS)

Method Principle: An automated atomic absorption method is used to measure the concentration of calcium, magnesium, sodium and potassium ions. A microcomputer controls the flow injection

³¹ (Standard Methods, 20th Ed.)

³² Vol. 11.01, 2000

³³ (Standard Methods, 20th Ed.)

³⁴ Vol. 11.02, 2000

Atomic Absorption Spectrophotometry (AAS) system. Prior to sample aspiration as a fine mist into the air-acetylene flame of the AAS, the sample is automatically mixed with either lanthanum chloride, a releasing agent for calcium and magnesium analysis, or caesium chloride, an ionization suppressant, for the analysis of sodium and potassium. Light is emitted from a hollow cathode lamp and is directed through a flame into a monochromator and onto a detector that is set at a characteristic wavelength for each of the elements (Ca 422.7 nm, Mg 285.2 nm, Na 589.0 nm, K 766.5 nm). The atoms of interest are heated in the flame, and absorb the light at the wavelength specific to the element. The detector measures the decreased intensity of the resulting beam at each wavelength. The amount of light absorbed is directly proportional to the concentration of the element in the sample. By comparing the sample with known standards, the sample concentration can be calculated.

ES-EPA Method: Method 200.7 Rev 4.4, Metals and Trace Elements by ICP/Atomic Emission Spectrometry

AWWA Methods:³⁵ Method 3111 B - Metals by Flame Atomic Absorption Spectrometry - Direct Air-Acetylene Flame Method

Method 3500 B – Sodium by Flame Emission Photometric Method

Method 3120 B - Metals by Plasma Emission Spectroscopy - Inductively Coupled Plasma (ICP) Method

ASTM Methods:³⁶ ASTM – D4191-93, Standard Test Method for Sodium in Water by Atomic Absorption Spectrophotometry

4.8. Sulphate

PARAMETER	Standard mg/L	RDL mg/L
Sulphate	500	

LSB Method: E3172 - The Determination of Fluoride and Sulphate in Water, Leachates and Effluents by Automated Ion Chromatography

Method Principle: Via Ion Chromatography (IC), sulphate is separated from other anions by using columns packed with ion exchange resin, and an eluent solution of sodium carbonate/sodium bicarbonate.

The sample is injected into the eluent stream and passes through a pre-column (AG-14). The pre-column removes any foreign matter entering the analytical system, which extends the life of the analytical column (AS-14). After separation, the anions are converted to their acid forms by ion exchange using a micro membrane suppressor, and their concentrations are determined from the conductivity of the fluoride produced. A conductivity meter measures the conductivity of each anionic species compared to the water background. Identities of the analytes are determined by their retention times.

US-EPA Methods: Method 300.0 Rev 2.1, Determination of Inorganic Anions by Ion Chromatography

Method 300.1 Rev 1.0, Determination of Inorganic Anions in Drinking Water by Ion Chromatography

³⁵ (Standard Methods, 20th Ed.)

³⁶ Vol. 11.01, 2000

Method 375.2, Rev. 2.0, Determination of Sulfate by Automated Colorimetry

AWWA Methods:³⁷

Method 4500_{-SO₄²⁻} C – Gravimetric Method with Ignition of Residue

Method 4500_{-SO₄²⁻} D - Gravimetric Method with Drying of Residue

Method 4500_{-SO₄²⁻} F – Automated Methylthymol Blue Method

Method 4110 B - Determination of Anions by Ion Chromatography with Chemical Suppression of Eluent Conductivity

ASTM Method:³⁸

Method D4327-97, Standard Test Method for Anions in Water by Chemically Suppressed Ion Chromatography

Method D516-90 (1995), Standard Test Method for Sulfate Ion in Water

4.9. Sulphide

PARAMETER	Standard mg/L	RDL mg/L
Sulphide	0.05	

LSB Method:

E3100 - The Determination of Total Sulphide in Water, Sewage and Industrial Wastes by Colourimetry

Method Principle:

This method is used to determine Total Sulphide (S²⁻) which includes hydrogen sulphide H₂S and HS⁻ (both of which will have been precipitated as ZnS during sample preservation), and any acid soluble metal sulphides. The addition of acid to the sample releases the precipitated sulphides as hydrogen sulphide, which is then stripped from the sample by nitrogen gas in a continuous flow system. The hydrogen sulphide is then trapped in an alkaline absorbing solution of sodium carboxymethyl cellulose and cadmium sulphate and reacted with N,N-dimethyl-p-phenylenediamine dihydrochloride and ferric chloride to form methylene blue. The intensity of the methylene blue is measured at 660 nm, and compared to standards treated in the same manner.

US-EPA Methods:

Method 376.2, Determination of Sulfide by Colorimetry, Methylene Blue

AWWA Methods:³⁹

Method 4500_{-S²⁻} D – Methylene Blue Method

ASTM Method:⁴⁰

Method D4658-92 (1996), Standard Test Method for Sulfide Ion in Water

4.10. Total Dissolved Solids

PARAMETER	Standard mg/L	RDL mg/L
Total Dissolved Solids	500	

Note: The LSB method dries samples for Total Dissolved Solids at 103 °C. This temperature was included in Standard Methods up to the 15th edition (1980), but was discontinued in the 16th edition (1985). In subsequent editions of Standard Methods, and in the current edition of ASTM, samples for Total Dissolved Solids are dried at

³⁷ (Standard Methods, 20th Ed.)

³⁸ Vol. 11.01, 2000

³⁹ (Standard Methods, 20th Ed.)

⁴⁰ Vol. 11.01, 2000

180°C. Either temperature may be used for Ontario drinking water samples, as long as the laboratory specifies the temperature used.

LSB Method: E3188 - The Determination of Solids in Liquid Matrices by Gravimetry

Method Principle: Dissolved Solids refers to the material (residue, filtrate) which remains in solution when a well-mixed sample is filtered through a 1.5 to 2.0 µm glass fibre filter. An aliquot of the filtrate (50 or 100 mL) is transferred, using a transfer pipette, into a tared dish and evaporated to dryness (20 hours minimum), at 103 ±2°C.

Dissolved Solids is calculated after weighing the dried material (residue) using the following equation:

$$\text{Dissolved Solids (mg/L)} = \frac{(C - D) \times 10^6}{V}$$

where:

- C = the weight (g) of the dish plus residue
- D = the weight (g) of the dish
- V = the volume (mL) of sample

For drinking water and surface water samples, Dissolved Solids (assuming that the Dissolved Solids arise solely from ionic species in natural Ontario waters and surface waters) may be calculated from the conductivity provided that the **conductivity is less than 800 µS/cm**, using the following calculation:

$$\text{Dissolved Solids (mg/L)} = \text{Conductivity} \times 0.65$$

A calculated result for Total Dissolved Solids is reported with a data qualifier indicating a calculated result.

AWWA Methods:⁴¹ Method 2540 C – Total Dissolved Solids Dried at 180°C

ASTM Method:⁴² Method D5907-96a. Standard Test Method for Filterable and Nonfilterable Matter in Water

4.11. Turbidity

PARAMETER	Standard NTU	MDL NTU
Turbidity	1	0.1

LSB Method: E3311 - The Determination of Turbidity in Water by Nephelometry under Robotic Control

Method Principle: To accommodate low turbidity levels, the light scattering of the sample is measured at 90° ±30° using a nephelometer calibrated with Formazin Turbidity Standards. No instrument has been devised which exactly duplicates the results obtained on the Jackson candle turbidimeter for all samples, since there is no direct relationship between Jackson candle turbidity and the light intensity scattered at 90°. However, standards agree at 40 JTU and 40 FTU.

⁴¹ (Standard Methods, 20th Ed)

⁴² Vol. 11.01, 2000

The turbidity test is therefore defined by the instrument and standards used as well as by the optical phenomenon being measured. Results are reported as FTU (Formazin Turbidity Units) rather than JTU (Jackson Turbidity Units). When formazin is used as a standard, FTU are equivalent to NTU (Nephelometric Turbidity Units).

US-EPA Methods: Method 180.1 Rev 2.0, Determination of Turbidity by Nephelometry
AWWA Methods:⁴³ Method 2130 B - Turbidity Nephelometric Method
ASTM Method:⁴⁴ Method D1889-94, Standard Test Method for Turbidity in Water

⁴³ (*Standard Methods, 20th Ed.*)

⁴⁴ Vol. 11.01, 2000

August 18, 2003

ATTENTION: **Private Residential Waterworks Owners**
 Seasonal/Commercial/Institutional Waterworks Owners
 Children's Camps
 Designated Facilities

RE: **Amendments to Drinking-Water Systems Regulation**
 (O. Reg. 170/03) made under *Safe Drinking Water Act, 2002*

As promised in the ministry's May 15, 2003 letter regarding the new Drinking-Water Systems Regulation, enclosed is *A Kit for Regulated Non-Municipal Drinking-Water System Owners*.

This kit is designed as a guidance tool to help owners and operators of non-municipal drinking water systems understand the requirements of the new regulation (O. Reg. 170/03).

This kit is for guidance only and should not be used for compliance purposes. Please also refer to the regulation and the *Safe Drinking Water Act, 2002* to determine if your system is in compliance with regulatory requirements.

Also enclosed is a table which summarizes the recent amendments to O. Reg. 170/03 and associated regulations. Amendments were made to *the Drinking-Water Systems Regulation* to reflect the new laboratory licensing requirements found in the *Drinking Water Testing Services Regulation* (O. Reg. 248/03) and for clarity and consistency throughout the regulations. A version of O. Reg. 170/03 containing all of the amendments is accessible through the ministry's web site at www.ene.gov.on.ca. Click on O. Reg. 170/03 at main menu, and again under "legislation."

If you have any questions on the kit, or the amendments to O. Reg. 170/03, please call the ministry's Public Information Centre at 1-800-565-4923 or (416) 325-4000.

SUMMARY OF AMENDMENTS

TO

DRINKING WATER REGULATIONS UNDER THE *SAFE DRINKING WATER ACT, 2002*

ASSOCIATED REGULATIONS UNDER OTHER LEGISLATION

JULY, 2003

- O. Reg. 249/03 made under the *Safe Drinking Water Act* Amending O. Reg. 170/03 (Drinking Water Systems)
- O. Reg. 269/03 made under the *Safe Drinking Water Act* Amending O. Reg. 170/03 (Drinking Water Systems)
- O. Reg. 268/03 made under the *Safe Drinking Water Act* Amending O. Reg. 169/03 (Ontario Drinking Water Quality Standards)
- O. Reg. 270/03 made under the *Safe Drinking Water Act* Amending O. Reg. 171/03 (Definitions of Words and Expressions Used in the Act)
- O. Reg. 271/03 made under the *Ontario Water Resources Act* Amending O. Reg. 435/93 (Water Works and Sewage Works)
- O. Reg. 272/03 made under the *Ontario Water Resources Act* Amending O. Reg. 525/98 (Approval Exemptions)
- O. Reg. 273/03 made under the *Environmental Protection Act* Amending O. Reg. 524/98 (Certificate of Approval Exemptions – Air)

PIBs 4475e

OVERVIEW OF DRINKING WATER REGULATIONS

The following is a summary of the drinking-water regulations that were recently amended. This table is provided for information purposes only. Reference should always be made to the text of the Regulation and the *Safe Drinking Water Act, 2002*. A copy of the SDWA and the regulations made thereunder may be obtained from the Ministry's Web site at www.ene.gov.on.ca.

Drinking-Water Systems Regulation – O. Reg. 170/03

- O. Reg. 170/03 was made under the *Safe Drinking Water Act, 2002*, and came into effect on June 1, 2003.
- This regulation prescribes requirements for owners and operators of municipal and regulated non-municipal drinking-water systems. It replaces Ontario Regulations 459/00 and 505/01 made under the Ontario Water Resources Act and extends its application to other drinking-water systems including small systems that serve drinking water to the public.
- On June 16, 2003, O. Reg. 170/03 was amended by O. Reg. 249/03
- On June 30, 2003, O. Reg. 170/03 was amended by O. Reg. 269/03
- Details of the amendments can be found in **Table 1**.

The following Regulations support O. Reg. 170/03:

Ontario Drinking-Water Quality Standards – O. Reg. 169/03

- O. Reg. 169/03 was made under the *Safe Drinking Water Act, 2002* and came into effect on June 1, 2003. This regulation establishes the enforceable drinking water standards. On June 30, 2003, O. Reg. 169/03 was amended by 268/03. Details of the amendments can be found in **Table 2**.

Definitions of Words and Expressions Used in the Safe Drinking Water Act – O. Reg. 171/03

- O. Reg. 171/03 was made under the *Safe Drinking Water Act, 2002* and came into effect on June 1, 2003. This regulation defines terms and expressions used in the *Safe Drinking Water Act* that were left to regulations under the Act, such as the term "private residences". On June 30, 2003, O. Reg. 171/03 was amended by O. Reg. 270/03. Details of the amendments can be found in **Table 3**.

The following Regulations were amended to be consistent with O. Reg. 170/03:

- O. Reg. 435/93 (Water Works and Sewage Works) was made under the *Ontario Water Resources Act*
 - On June 30, 2003, O. Reg. 435/93 was amended by O. Reg. 271/03
 - Details of the amendments can be found in **Table 4**.
- O. Reg. 525/98 (Approvals Exemption) was made under the *Ontario Water Resources Act*
 - On June 30, 2003 O. Reg. 525/98 was amended by O. Reg. 272/03
 - Details of the amendments can be found in **Table 5**.
- O. Reg. 524/98 (Certificate of Approval Exemptions – Air) was made under the *Environmental Protection Act*
 - On June 30, 2003 O. Reg. 524/98 was amended by O. Reg. 273/03. Details of the amendments can be found in **Table 6**.

Table of Contents

	Page
Table 1 – Summary of Amendments to Ontario Regulation 170/03	4
Table 2 – Summary of Amendments to Ontario Regulation 169/03	26
Table 3 – Summary of Amendments to Ontario Regulation 171/03	26
Table 4 – Summary of Amendments to Ontario Regulation 435/93	27
Table 5 – Summary of Amendments to Ontario Regulation 525/98	27
Table 6 – Summary of Amendments to Ontario Regulation 524/98	28

Table 1 – Summary of Amendments to Ontario Regulation 170/03

**Summary of Amendments to Ontario Regulation 170/03
(Per Ontario Regulations 249/03 and 269/03 made under the Safe Drinking Water Act)**

Note: unshaded rows are 249/03 amendments; and lightly shaded rows are 269/03 amendments

Section	Amendment
Section 1	The definition of "distribution sample" in subsection 1 (1) of Ontario Regulation 170/03 is amended by striking out "the point at which treated water enters" and substituting "the point at which drinking water enters".
Section 1	<p>Clause (b) of the definition of "public facility" in subsection 1 (1) of the Regulation is revoked and the following substituted:</p> <p>(b) a place that operates primarily for the purpose of providing overnight accommodation to the travelling public, (b.1) a trailer park or campground.</p>
Section 1	The definition of "public facility" in subsection 1 (1) of the Regulation is amended by striking out the portion after clause (h).
Section 1	<p>Clause (b) of the definition of "trained person" in subsection 1 (1) of the Regulation is revoked and the following substituted:</p> <p>(b) a person who, in the preceding 36 months, successfully completed a course approved by the Director that relates to the operation and routine maintenance of drinking-water systems;</p>
Section 1	<p>Subsection 1 (1) of the Regulation is amended by adding the following definition:</p> <p>"water quality analyst" means a person who,</p> <p>(a) has at least one year of experience working in a laboratory in a drinking-water system or in a laboratory that, in the Director's opinion, is similar to a laboratory in a drinking-water system, and</p> <p>(b) has passed an examination approved by the Director that relates to water quality testing in drinking-water systems or, in the Director's opinion, has education, training or experience indicating that the person has the skills tested by the examination.</p>
Section 1	<p>The definition of "point of entry treatment unit" in subsection 1 (1) of Ontario Regulation 170/03 is revoked and the following substituted:</p> <p>"point of entry treatment unit" means equipment that,</p> <p>(a) is designed to provide primary disinfection,</p> <p>(b) is installed in a drinking-water system at or near where water from the system enters a building or other structure, and</p> <p>(c) is connected to the plumbing associated with the building or other structure;</p>
Section 3	<p>Section 3 of the Regulation is amended by adding the following subsection:</p> <p>(4) For the purposes of this Regulation, a place that is both a designated facility and a public facility is open on a day, despite subsections (1) to (3), if,</p> <p>(a) as a designated facility, it is open on that day, according to subsection (1) or (2), whichever is applicable; or</p> <p>(b) as a public facility, it is open on that day, according to subsection (3).</p>

**Summary of Amendments to Ontario Regulation 170/03
(Per Ontario Regulations 249/03 and 269/03 made under the *Safe Drinking Water Act*)**

Note: unshaded rows are 249/03 amendments; and lightly shaded rows are 269/03 amendments

Section	Amendment
Section 5	<p>Paragraphs 3 and 4 of subsection 5 (1) of the Regulation are revoked and the following substituted:</p> <ol style="list-style-type: none"> 3. Sections 11-1, 11-2 and 11-4 of Schedule 11. 4. Sections 13-1, 13-3, 13-5, 13-6, 13-10 and 13-11 of Schedule 13.
Section 5	<p>Paragraphs 2 and 3 of subsection 5 (2) of the Regulation are revoked and the following substituted:</p> <ol style="list-style-type: none"> 2. Sections 11-1, 11-2 and 11-4 of Schedule 11. 3. Sections 13-1, 13-3, 13-5, 13-10 and 13-11 of Schedule 13.
Section 5	<p>Subsection 5 (3) of the Regulation is amended by striking out "system to which this Regulation that provides" in the portion before paragraph 1 and substituting "system to which this Regulation applies that provides".</p>
Section 5	<p>Paragraphs 2 and 3 of subsection 5 (3) of the Regulation are revoked and the following substituted:</p> <ol style="list-style-type: none"> 2. Sections 12-1, 12-2 and 12-4 of Schedule 12. 3. Sections 14-1, 14-3, 14-8 and 14-9 of Schedule 14.
Section 5	<p>Subsection 5(1) of the Regulation is amended by striking out the portion before paragraph 1 and substituting the following:</p> <p>Exemptions: residential systems</p> <ol style="list-style-type: none"> (1) If a large municipal residential system or small municipal residential system obtains all of its water from a large municipal residential system or small municipal residential system to which this Regulation applies that provides secondary disinfection in accordance with section 1-5 of Schedule 1, Schedules 1, 7, 10, 11 and 13 do not apply to the system that obtains the water, except for the following provisions:
Section 5	<p>Section 5 of the Regulation is amended by adding the following subsection:</p> <ol style="list-style-type: none"> (4) This Regulation, except sections 8, 1 and 9 and subsections 11 (2.1), (8) and (9), does not apply to a drinking-water system that obtains all of its water from another drinking-water system if: <ol style="list-style-type: none"> (a) pursuant to subsection (1), (2) or (3), the drinking-water system that obtains the water is exempt from provisions of this Regulation; and (b) the owner of the drinking-water system from which the water is obtained has agreed in writing, <ol style="list-style-type: none"> (i) to ensure that the treatment equipment that provides secondary disinfection in accordance with section 1-5 of Schedule 1 or 2-5 of Schedule 2 is operated so that, at all times and at all locations within the distribution system of the system that obtains the water, <ol style="list-style-type: none"> (A) the free chlorine residual is never less than 0.05 milligrams per litre, if the drinking-water system from which the water is obtained provides chlorination and does not provide chloramination, or (B) the combined chlorine residual is never less than 0.25 milligrams per litre, if the drinking-water system from which the water is obtained provides chloramination, and (ii) to sample and test the water in the distribution system of the system that obtains the water as if it were part of the distribution system of the system from which the water is obtained.

Summary of Amendments to Ontario Regulation 170/03

(Per Ontario Regulations 249/03 and 269/03 made under the Safe Drinking Water Act)

Note: unshaded rows are 249/03 amendments; and lightly shaded rows are 269/03 amendments

Section	Amendment
Section 6	Subsection 6 (1) of the Regulation is amended by striking out "except subsection 9 (1)" in the portion before clause (a) and substituting "except section 8.1 and subsections 9 (1) and 11 (2.1), (8) and (9)".
Section 6	<p>Clause 6 (1) (c) of the Regulation is revoked and the following substituted:</p> <p>(c) the owner of the drinking-water system from which the water is obtained has agreed in writing,</p> <p>(i) to ensure that the treatment equipment that provides secondary disinfection referred to in clause (b) is operated so that, at all times and at all locations within the distribution system of the system that obtains the water,</p> <p>(A) the free chlorine residual is never less than 0.05 milligrams per litre, if the drinking-water system from which the water is obtained provides chlorination and does not provide chloramination, or</p> <p>(B) the combined chlorine residual is never less than 0.25 milligrams per litre, if the drinking-water system from which the water is obtained provides chloramination, and</p> <p>(ii) to sample and test the water in the distribution system of the system that obtains the water as if it were part of the distribution system of the system from which the water is obtained.</p>
Section 7	<p>Section 7 of the Regulation is amended by adding the following subsections:</p> <p>(3) Subsection (2) does not apply to a drinking-water system on days on which all designated facilities and all public facilities served by the system are not open.</p> <p>(4) Subsection (2) does not apply to a drinking-water system if the system provides disinfection equipment for primary disinfection that does not use chlorination or chloramination and the disinfection equipment is operated in accordance with the following standards:</p> <ol style="list-style-type: none"> 1. The disinfection equipment has a feature that causes an alarm to sound in the following locations if the disinfection equipment malfunctions, loses power or ceases to provide the appropriate level of disinfection: <ol style="list-style-type: none"> i. The building or structure where the disinfection equipment is installed. ii. A location where a person is present, if a person is not always present at the location described in subparagraph 1. iii. Every designated facility served by the drinking-water system. 2. If an alarm sounds under paragraph 1, a person who is at the building or structure where the disinfection equipment is installed must take appropriate action or a person must promptly be dispatched to that location to take appropriate action. 3. A person who is dispatched under paragraph 2 must arrive at the building or structure where the disinfection equipment is installed as soon as possible.
Section 8	Clause 8 (1) (c) of the Regulation is amended by striking out "all water fountains" at the beginning and substituting "all drinking water fountains".
Section 8	Clause 8 (1) (d) of the Regulation is amended by striking out "clauses (a), (b) and (c)" and substituting "clauses (a) and (c)".

**Summary of Amendments to Ontario Regulation 170/03
(Per Ontario Regulations 249/03 and 269/03 made under the *Safe Drinking Water Act*)**
Note: unshaded rows are 249/03 amendments; and lightly shaded rows are 269/03 amendments

Section	Amendment
Section 8	Subsection 8 (3) of the Regulation is amended by striking out the portion before clause (a) and substituting the following: (3) Subsection (1) applies to a small non-municipal non-residential system only if.
Section 8	Clause 8 (3) (b) of the Regulation is amended by adding "to which the general public has access" at the end.
New Section	The Regulation is amended by adding the following section: Exemption from certified operator requirement of Act 8.1 (1) Section 12 of the Act does not apply to a municipal drinking-water system unless the system is, <ul style="list-style-type: none"> (a) a large municipal residential system; (b) a small municipal residential system; or (c) a large municipal non-residential system. (2) Section 12 of the Act does not apply to a large municipal non-residential system if, pursuant to section 6 or 7 of this Regulation, provisions of this Regulation do not apply to the system.
Section 8.1	Section 8.1 of the Regulation is amended by adding the following subsections: (3) Section 12 of the Act does not apply to a non-municipal year-round residential system if, <ul style="list-style-type: none"> (a) pursuant to subsection 5 (2) of this Regulation, provisions of this Regulation do not apply to the system; and (b) the system does not rechlorinate the water it obtains. (4) Section 12 of the Act does not apply to a non-municipal year-round residential system if, pursuant to subsection 5 (4) of this Regulation, provisions of this Regulation do not apply to the system. (5) Section 12 of the Act does not apply to a large non-municipal non-residential system if, pursuant to section 6 or 7 of this Regulation, provisions of this Regulation do not apply to the system.
Section 9	Subsection 9 (1) of the Regulation is revoked and the following substituted: Exemption from approval requirements of Act (1) Subsection 31 (1) of the Act does not apply to a municipal drinking-water system unless the system is, <ul style="list-style-type: none"> (a) a large municipal residential system; or (b) a small municipal residential system.
Section 11	Section 11 of the Regulation is amended by adding the following subsection: (2.1) If a drinking-water system is connected to and receives all of its drinking water from another drinking-water system, the owner of the system from which the water is obtained shall ensure that, at the same time that the annual report for the system is given to the Director, a copy of the report is given to the owner of the system that obtains the water.

**Summary of Amendments to Ontario Regulation 170/03
(Per Ontario Regulations 249/03 and 269/03 made under the Safe Drinking Water Act)**

Note: unshaded rows are 249/03 amendments; and lightly shaded rows are 269/03 amendments

	Amendment
Section 11	<p>(2) Subsections 11 (7), (8) and (9) of the Regulation are revoked and the following substituted:</p> <p>(7) The owner of a drinking-water system shall ensure that a copy of an annual report for the system is given, without charge, to every person who requests a copy.</p> <p>(8) If a drinking-water system is connected to and receives all of its drinking water from another drinking-water system, the owner of the system that obtains the water shall ensure that a copy of an annual report for the system from which the water is obtained is given, without charge, to every person who requests a copy.</p> <p>(9) Subsections (7) and (8) do not apply to an annual report that is more than two years old.</p> <p>(9.1) Every time that an annual report is prepared for a drinking-water system, the owner of the system shall ensure that effective steps are taken to advise users of water from the system that copies of the report are available, without charge, and of how a copy may be obtained.</p>
Section 13	<p>Subsection 13 (2) of the Regulation is amended by adding the following paragraph:</p> <p>5. If the owner gave the Director a written statement by a professional engineer under subsection 21-2 (3) of Schedule 21, a copy of the OWRA approval referred to in that subsection.</p>
Section 1-2 of Schedule 1	<p>Paragraph 1 of subsection 1-2 (2) of Schedule 1 to the Regulation is amended by striking out "being obtained or supplied" at the end and substituting "being supplied".</p>
Section 1-2 of Schedule 1	<p>Paragraph 4 of subsection 1-2 (2) of Schedule 1 to the Regulation is revoked and the following substituted:</p> <p>4. If the drinking-water system's water treatment equipment provides chlorination or chloramination for secondary disinfection, the equipment is operated so that, at all times and at all locations within the distribution system,</p> <ul style="list-style-type: none"> i. the free chlorine residual is never less than 0.05 milligrams per litre, if the drinking-water system provides chlorination and does not provide chloramination, or ii. the combined chlorine residual is never less than 0.25 milligrams per litre, if the drinking-water system provides chloramination.

**Summary of Amendments to Ontario Regulation 170/03
(Per Ontario Regulations 249/03 and 269/03 made under the *Safe Drinking Water Act*)**
 Note: unshaded rows are 249/03 amendments; and lightly shaded rows are 269/03 amendments

Section	Amendment
Sections 1-3 and 1-4 of Schedule 1	<p>Sections 1-3 and 1-4 of Schedule 1 to the Regulation are revoked and the following substituted:</p> <p>Primary disinfection for ground water raw water supply</p> <p>1-3. The owner of a drinking-water system that obtains water from a raw water supply that is ground water shall ensure provision of water treatment equipment that is designed to be capable of achieving, at all times, primary disinfection in accordance with the Ministry's Procedure for Disinfection of Drinking Water in Ontario, including at least 99 per cent removal or inactivation of viruses by the time water enters the distribution system.</p> <p>Filtration and primary disinfection for surface water raw water supply</p> <p>1-4. The owner of a drinking-water system that obtains water from a raw water supply that is surface water shall ensure provision of,</p> <p>(a) water treatment equipment that,</p> <p style="padding-left: 40px;">(i) is designed to be capable of chemically assisted filtration, and</p> <p style="padding-left: 40px;">(ii) is designed to be capable of achieving, at all times, primary disinfection in accordance with the Ministry's Procedure for Disinfection of Drinking Water in Ontario, including at least 99 per cent removal or inactivation of <i>Cryptosporidium</i> oocysts, at least 99.9 per cent removal or inactivation of <i>Giardia</i> cysts and at least 99.99 per cent removal or inactivation of viruses by the time water enters the distribution system; or</p> <p>(b) other water treatment equipment that, in the Director's opinion, is designed to be capable of producing water of equal or better quality than the equipment described in clause (a).</p>
Section 1-6 of Schedule 1	<p>Section 1-6 of Schedule 1 to the Regulation is amended by striking out the portion before paragraph 1 and substituting the following:</p> <p>Primary disinfection equipment that does not use chlorination or chloramination</p> <p>1-6. If primary disinfection equipment that does not use chlorination or chloramination is provided by a drinking-water system, the owner of the system and the operating authority for the system shall ensure that the following standards are met:</p>
Section 1-6 of Schedule 1	<p>Section 1-6 of Schedule 1 to the Regulation is amended by adding the following paragraph:</p> <p>4. In the case of a large municipal residential system, the disinfection equipment must have a recording device that continuously records the performance of the disinfection equipment.</p>
Section 1-8 of Schedule 1	<p>Section 1-8 of Schedule 1 to the Regulation is amended by striking out "sections 1-2 to 1-6" in the portion after clause (b) and substituting "sections 1-3 to 1-6".</p>
Section 1-9 of Schedule 1	<p>Subsection 1-9 (1) of Schedule 1 to the Regulation is amended by striking out "sections 1-2 to 1-6" and substituting "sections 1-3 to 1-6".</p>
Section 2-2 of Schedule 2	<p>Paragraph 1 of subsection 2-2 (2) of Schedule 2 to the Regulation is amended by striking out "being obtained or supplied" at the end and substituting "being supplied".</p>

Summary of Amendments to Ontario Regulation 170/03

(Per Ontario Regulations 249/03 and 269/03 made under the Safe Drinking Water Act)

Note: unshaded rows are 249/03 amendments; and lightly shaded rows are 269/03 amendments

Section	Amendment
Section 2-2 of Schedule 2	<p>Section 2-2 of Schedule 2 to the Regulation is amended by adding the following subsection:</p> <p>(3) Subsection (2) does not apply during a period of 60 or more consecutive days when,</p> <ul style="list-style-type: none"> (a) the drinking-water system is not in operation; or (b) the drinking-water system supplies water only to private residences that are occupied by the owner of the system, members of the family of the owner of the system, employees or agents of the owner of the system, or members of the families of employees or agents of the owner of the system.
Sections 2-3 and 2-4 of Schedule 2	<p>Sections 2-3 and 2-4 of Schedule 2 to the Regulation are revoked and the following substituted:</p> <p>Primary disinfection for ground water raw water supply</p> <p>2-3. The owner of a drinking-water system that obtains water from a raw water supply that is ground water shall ensure provision of water treatment equipment that is designed to be capable of achieving, at all times, primary disinfection in accordance with the Ministry's Procedure for Disinfection of Drinking Water in Ontario, including at least 99 per cent removal or inactivation of viruses by the time,</p> <ul style="list-style-type: none"> (a) water leaves the point of entry treatment units, in the case of a drinking-water system to which, pursuant to section 3-2 of Schedule 3, section 2-5 does not apply; or (b) water enters the distribution system, in any other case. <p>Filtration and primary disinfection for surface water raw water supply</p> <p>2-4. The owner of a drinking-water system that obtains water from a raw water supply that is surface water shall ensure provision of,</p> <ul style="list-style-type: none"> (a) water treatment equipment that, <ul style="list-style-type: none"> (i) is designed to be capable of chemically assisted filtration, and (ii) is designed to be capable of achieving, at all times, primary disinfection in accordance with the Ministry's Procedure for Disinfection of Drinking Water in Ontario, including at least 99 per cent removal or inactivation of Cryptosporidium oocysts, at least 99.9 per cent removal or inactivation of Giardia cysts and at least 99.99 per cent removal or inactivation of viruses by the time, (A) water leaves the point of entry treatment units, in the case of a drinking-water system to which, pursuant to section 3-2 of Schedule 3, section 2-5 does not apply, or (B) water enters the distribution system, in any other case; or (b) other water treatment equipment that, in the opinion of a professional engineer, is designed to be capable of producing water of equal or better quality than the equipment described in clause (a).
Section 2-6 of Schedule 2	<p>Section 2-6 of Schedule 2 to the Regulation is amended by striking out the portion before paragraph 1 and substituting the following:</p> <p>Primary disinfection equipment that does not use chlorination or chloramination</p> <p>2-6. If primary disinfection equipment that does not use chlorination or chloramination is provided by a drinking-water system, the owner of the system and the operating authority for the system shall ensure that the following standards are met:</p>

**Summary of Amendments to Ontario Regulation 170/03
(Per Ontario Regulations 249/03 and 269/03 made under the Safe Drinking Water Act)**
 Note: unshaded rows are 249/03 amendments; and highly shaded rows are 269/03 amendments

Section	Amendment
Section 2-6 of Schedule 2	Section 2-6 of Schedule 2 to the Regulation is amended by adding the following paragraph: 4. In the case of a drinking-water system that provides ultraviolet light disinfection equipment, any sensors that form part of the equipment's monitoring system must be checked and calibrated in accordance with the manufacturer's instructions.
Section 2-9 of Schedule 2	Subsection 2-9 (1) of Schedule 2 to the Regulation is amended by striking out "commenced operation before June 1, 2003".
Section 3-2 of Schedule 3	Section 3-2 of Schedule 3 to the Regulation is revoked and the following substituted: Point of entry treatment units 3-2. Section 2-5 of Schedule 2 does not apply to a drinking-water system if the following criteria are met: 1. A point of entry treatment unit belonging to the owner of the drinking-water system is installed in the plumbing of every building and other structure served by the system, other than buildings and other structures to which water is supplied exclusively for: i. agricultural operations, ii. landscaping operations, iii. industrial or manufacturing operations, including food manufacturing or processing operations, or iv. swimming pool or skating rink maintenance operations; 2. If adjustments are required to a point of entry unit and access to the unit requires the permission of the occupants of the building or structure that is served by the unit, notice is given to the occupants informing them that access is required for that purpose. 3. The owner of the drinking-water system has access at all times to shut-off valves that enable the owner to shut off the supply of water to the plumbing in which point of entry treatment units are installed.
Section 3-2 of Schedule 3	Paragraph 1 of section 3-2 of Schedule 3 to the Regulation is amended by striking out the portion before subparagraph 1 and substituting the following: 1. A point of entry treatment unit belonging to the owner of the drinking-water system is connected to the plumbing of every building and other structure served by the system, other than buildings and other structures to which water is supplied exclusively for, Paragraph 3 of section 3-2 of Schedule 3 to the Regulation is revoked and the following substituted: 3. The owner of the drinking-water system has access at all times to shut-off valves that enable the owner to shut off the supply of water to the plumbing to which point of entry treatment units are connected.
Section 4-2 of Schedule 4	Paragraph 2 of section 4-2 of Schedule 4 to the Regulation is revoked and the following substituted: 2. Paragraphs 1 to 4 of subsection 1-2 (2) of Schedule 1.
Section 6-2 of Schedule 6	Section 6-2 of Schedule 6 to the Regulation is amended by striking out "the point at which treated water enters" and substituting "the point at which water enters".

Summary of Amendments to Ontario Regulation 170/03

(Per Ontario Regulations 249/03 and 269/03 made under the Safe Drinking Water Act)

Note: unshaded rows are 249/03 amendments; and lightly shaded rows are 269/03 amendments

Section	Amendment
Section 6-5 of Schedule 6	Paragraph 3 of subsection 6-5 (1) of Schedule 6 to the Regulation is amended by striking out "within 24 hours" in the portion before subparagraph 1 and substituting "within 72 hours".
Section 6-5 of Schedule 6	The Table to section 6-5 of Schedule 6 to the Regulation is revoked and the following substituted: (Please see footnote on page 25)*
Section 6-8 of Schedule 6	Section 6-8 of Schedule 6 to the Regulation is revoked and the following substituted: Sample handling 6-8. If this Regulation or an approval or order, including an OWRA order, requires a water sample to be tested for a parameter by a laboratory, the owner of the drinking-water system and the operating authority for the system shall ensure that, subject to the other provisions of this Regulation, the sample is taken and handled in accordance with the directions of the laboratory to which the sample will be delivered for testing, including directions with respect to, (a) collection procedures; (b) the use of specified kinds of containers or of containers that are provided by the laboratory; (c) the labelling of samples; (d) the completion and submission of forms that are provided by the laboratory; (e) methods of transporting samples, including temperature conditions that must be maintained during transportation; and (f) time periods for delivery of samples.
Section 6-9 of Schedule 6	Subsection 6-9 (1) of Schedule 6 to the Regulation is revoked and the following substituted: Testing by laboratories (1) The owner of a drinking-water system and the operating authority for the system shall ensure that every test for a parameter that is required by this Regulation, or by an approval or order, including an OWRA order, (a) is conducted by an accredited laboratory for the parameter; or (b) in the case of a radiological parameter for which there is no accredited laboratory in Ontario, is conducted by a laboratory that, in the Director's opinion, is capable of conducting the test.
Section 6-9 of Schedule 6	Subsection 6-9 (1) of Schedule 6 to the Regulation, as remade by subsection (4), is revoked.
Section 6-9 of Schedule 6	Subsection 6-9 (2) of Schedule 6 to the Regulation is revoked.
Section 6-9 of Schedule 6	Subsection 6-9 (3) of Schedule 6 to the Regulation is amended by striking out "within 14 days after completing the test, prepare a report on the results of the test and send a copy" in the portion before clause (a) and substituting "within 28 days after completing the test, prepare a report on the results of the test and give a copy".

**Summary of Amendments to Ontario Regulation 170/03
(Per Ontario Regulations 249/03 and 269/03 made under the *Safe Drinking Water Act*)**
Note: unshaded rows are 249/03 amendments; and lightly shaded rows are 269/03 amendments

Section	Amendment
Section 6-9 of Schedule 6	Subsection 6-9 (3) of Schedule 6 to the Regulation, as amended by subsection (7), is revoked.
Section 6-9 of Schedule 6	<p>Subsection 6-9 (5) of Schedule 6 to the Regulation is amended by striking out "or" at the end of clause (b) and by revoking clause (c) and substituting the following:</p> <p>(c) testing for fluoride, for turbidity, for free chlorine residual or for free chlorine residual and total chlorine residual measured for the purpose of determining combined chlorine residual, if the testing is conducted in the drinking-water system, or in a facility served by the system, by,</p> <ul style="list-style-type: none"> (i) a certified operator, (ii) a trained person, (iii) a water quality analyst, or (iv) a provincial officer or person acting under the supervision of a provincial officer; or <p>(d) testing required by Schedule 8 or 9 if, pursuant to section 8-7 of Schedule 8 or section 9-8 of Schedule 9, the testing may be conducted by any person.</p>
Section 6-9 of Schedule 6	Subsection 6-9 (5) of Schedule 6 to the Regulation, as amended by subsection (9), is revoked.
Section 6-9 of Schedule 6	Subsections 6-9 (7) to (9) of Schedule 6 to the Regulation are revoked.
New Section	<p>Schedule 6 to the Regulation is amended by adding the following section:</p> <p>OWRA approvals</p> <p>6-12. (1) If an OWRA approval requires more stringent sampling or testing than a provision of this Schedule or Schedules 7 to 15, the OWRA approval prevails.</p> <p>(2) If an OWRA approval requires less stringent sampling or testing than a provision of this Schedule or Schedules 7 to 15, the provision of this Schedule or Schedules 7 to 15 prevails.</p>
Section 7-2 of Schedule 7	Subsection 7-2 (1) of Schedule 7 to the Regulation is amended by striking out "at a location" and substituting "at or near a location".
Section 7-2 of Schedule 7	Subsection 7-2 (2) of Schedule 7 to the Regulation is amended by striking out "at a location" and substituting "at or near a location".
Section 7-3 of Schedule 7	Subsection 7-3 (1) of Schedule 7 to the Regulation is amended by striking out "and is tested for turbidity" at the end and substituting "and is tested immediately for turbidity".

Summary of Amendments to Ontario Regulation 170/03

(Per Ontario Regulations 249/03 and 269/03 made under the Safe Drinking Water Act)

Note: unshaded rows are 249/03 amendments; and lightly shaded rows are 269/03 amendments

Section	Amendment
Section 7-5 of Schedule 7	<p>Section 7-5 of Schedule 7 to the Regulation is revoked and the following substituted:</p> <p>Testing by certified operators or water quality analysts</p> <p>7-5. (1) The owner of a drinking-water system and the operating authority for the system shall ensure that every test required by this Schedule is conducted by a certified operator or a water quality analyst.</p> <p>(2) Subsection (1) does not apply to tests conducted by continuous monitoring equipment.</p>
Section 8-2 of Schedule 8	<p>Section 8-2 of Schedule 8 to the Regulation is revoked and the following substituted:</p> <p>Equipment maintenance</p> <p>8-2. (1) If a report that complies with section 21-5 of Schedule 21 has been prepared in respect of a drinking-water system in accordance with that Schedule, the owner of the system and the operating authority for the system shall ensure that the maintenance schedule referred to in clause 21-5 (d) of Schedule 21 is complied with by a certified operator.</p> <p>(2) If subsection (1) does not apply but a manufacturer of a drinking-water system's water treatment equipment has given instructions with respect to the checking or maintenance of the equipment, the owner of the system and the operating authority for the system shall ensure that the instructions are complied with by a certified operator.</p> <p>(3) If subsections (1) and (2) do not apply and a drinking-water system provides chlorination or chloramination, the owner of the system and the operating authority for the system shall ensure that all water treatment equipment is checked at least once every week by a certified operator to confirm proper functioning.</p> <p>(4) If subsections (1), (2) and (3) do not apply, the owner of a drinking-water system and the operating authority for the system shall ensure that all water treatment equipment is checked at least once every three months by a certified operator to confirm proper functioning.</p> <p>(5) The owner of the drinking-water system and the operating authority for the system shall ensure that a record is made of the date and time of every action taken under subsections (1) to (4), the name of the person who took the action and the results of the action.</p>
Section 8-3 of Schedule 8	<p>Subsection 8-3 (1) of Schedule 8 to the Regulation is amended by striking out "at a location" and substituting "at or near a location".</p>
Section 8-3 of Schedule 8	<p>Subsection 8-3 (2) of Schedule 8 to the Regulation is amended by striking out "at a location" and substituting "at or near a location".</p>
Section 8-3 of Schedule 8	<p>Section 8-3 of Schedule 8 to the Regulation is amended by adding the following subsection:</p> <p>(4) Subsection (3) does not apply if:</p> <ul style="list-style-type: none"> (a) the owner complies with section 2-3 or 2-4 of Schedule 2, whichever is applicable; and (b) all parts of the drinking-water system and of the plumbing connected to the drinking-water system that are downstream of the equipment provided in accordance with section 2-3 or 2-4 of Schedule 2 are enclosed in a building or other protective structure.

Summary of Amendments to Ontario Regulation 170/03

(Per Ontario Regulations 249/03 and 269/03 made under the *Safe Drinking Water Act*)

Note: unshaded rows are 249/03 amendments; and lightly shaded rows are 269/03 amendments

Section	Amendment
Section 8-4 of Schedule 8	<p>Section 8-4 of Schedule 8 to the Regulation is revoked and the following substituted:</p> <p>Turbidity</p> <p>8-4. (1) The owner of a drinking-water system that obtains water from a raw water supply that is ground water, and the operating authority for the system, shall ensure that a water sample is taken at least once every month, from a location that is before raw water enters the treatment system, and is tested immediately for turbidity.</p> <p>(2) If, with respect to a drinking-water system that obtains water from a raw water supply that is surface water, continuous monitoring equipment is required to comply with section 2-4 of Schedule 2, the owner of the system shall ensure that sampling and testing for turbidity is conducted by continuous monitoring equipment on each filter effluent line.</p> <p>(3) If subsection (2) does not apply to a drinking-water system that obtains water from a raw water supply that is surface water, the owner of the system, and the operating authority for the system, shall ensure that a water sample is taken at least once every day on each filter effluent line and is tested immediately for turbidity.</p> <p>(4) Subsections (2) and (3) do not apply to a drinking-water system until the equipment required to ensure compliance with Schedule 2 commences operation.</p>
Section 8-5 of Schedule 8	<p>Subsection 8-5 (1) of Schedule 8 to the Regulation is amended by striking out "by a certified operator" at the end and substituting "by a certified operator or a water quality analyst".</p>
Section 8-7 of Schedule 8	<p>Section 8-7 of Schedule 8 to the Regulation is revoked and the following substituted:</p> <p>Transition: certified operators</p> <p>8-7. If the owner of a drinking-water system is not required to comply with sections 2-2 to 2-6 of Schedule 2 until after June 1, 2003, a reference in this Schedule to a certified operator shall be deemed, with respect to that system, to be a reference to any person until the equipment required to ensure compliance with Schedule 2 commences operation.</p>

Summary of Amendments to Ontario Regulation 170/03

(Per Ontario Regulations 249/03 and 269/03 made under the Safe Drinking Water Act)

Note: unshaded rows are 249/03 amendments; and lightly shaded rows are 269/03 amendments

Section	Amendment
Section 9-2 of Schedule 9	<p>Section 9-2 of Schedule 9 to the Regulation is revoked and the following substituted:</p> <p>Equipment maintenance</p> <p>9-2. (1) If a report that complies with section 21-5 of Schedule 21 has been prepared in respect of a drinking-water system in accordance with that Schedule, the owner of the system and the operating authority for the system shall ensure that the maintenance schedule referred to in clause 21-5 (d) of Schedule 21 is complied with by a trained person.</p> <p>(2) If subsection (1) does not apply but a manufacturer of a drinking-water system's water treatment equipment has given instructions with respect to the checking or maintenance of the equipment, the owner of the system and the operating authority for the system shall ensure that the instructions are complied with by a trained person.</p> <p>(3) If subsections (1) and (2) do not apply and a drinking-water system provides chlorination or chloramination, the owner of the system and the operating authority for the system shall ensure that all water treatment equipment is checked at least once every week by a trained person to confirm proper functioning.</p> <p>(4) If subsections (1), (2) and (3) do not apply, the owner of a drinking-water system and the operating authority for the system shall ensure that all water treatment equipment is checked at least once every three months by a trained person to confirm proper functioning.</p> <p>(5) The owner of the drinking-water system and the operating authority for the system shall ensure that a record is made of the date and time of every action taken under subsections (1) to (4), the name of the person who took the action and the results of the action.</p>
Section 9-3 of Schedule 9	Subsection 9-3 (1) of Schedule 9 to the Regulation is amended by striking out "at a location" and substituting "at or near a location".
Section 9-3 of Schedule 9	Subsection 9-3 (2) of Schedule 9 to the Regulation is amended by striking out "at a location" and substituting "at or near a location".
Section 9-3 of Schedule 9	<p>Section 9-3 of Schedule 9 to the Regulation is amended by adding the following subsection:</p> <p>(4) Subsection (3) does not apply if,</p> <ul style="list-style-type: none"> (a) the owner complies with section 2-3 or 2-4 of Schedule 2, whichever is applicable; and (b) all parts of the drinking-water system and of the plumbing connected to the drinking-water system that are downstream of the equipment provided in accordance with section 2-3 or 2-4 of Schedule 2 are enclosed in a building or other protective structure.

**Summary of Amendments to Ontario Regulation 170/03
(Per Ontario Regulations 249/03 and 269/03 made under the Safe Drinking Water Act)**

Note: unshaded rows are 249/03 amendments; and lightly shaded rows are 269/03 amendments

Section	Amendment
Section 9-4 of Schedule 9	<p>Section 9-4 of Schedule 9 to the Regulation is revoked and the following substituted:</p> <p>Turbidity</p> <p>9-4. (1) If, with respect to a drinking-water system that obtains water from a raw water supply that is surface water, continuous monitoring equipment is required to comply with section 2-4 of Schedule 2, the owner of the system shall ensure that sampling and testing for turbidity is conducted by continuous monitoring equipment on each filter effluent line.</p> <p>(2) If subsection (1) does not apply to a drinking-water system that obtains water from a raw water supply that is surface water, the owner of the system, and the operating authority for the system, shall ensure that a water sample is taken at least once every day on each filter effluent line and is tested immediately for turbidity.</p> <p>(3) Subsections (1) and (2) do not apply until the equipment required to ensure compliance with Schedule 2 commences operation.</p>
Section 9-5 of Schedule 9	<p>Subsection 9-5 (1) of Schedule 9 to the Regulation is amended by striking out "by a trained person" at the end and substituting "by a trained person or a water quality analyst".</p>
Section 9-6 of Schedule 9	<p>Section 9-6 of Schedule 9 to the Regulation is revoked and the following substituted:</p> <p>Exceptions</p> <p>9-6. (1) Sections 9-2 to 9-4 do not apply to a small municipal non-residential system or a small non-municipal non-residential system on days on which all designated facilities and all public facilities served by the system are not open.</p> <p>(2) Sections 9-2 to 9-4 do not apply to a non-municipal seasonal residential system during a period of 60 or more consecutive days when the system is not in operation.</p>
Section 9-6 of Schedule 9	<p>Subsection 9-6 (2) of Schedule 9 to the Regulation is revoked and the following substituted:</p> <p>(2) Sections 9-2 to 9-4 do not apply to a non-municipal seasonal residential system during a period of 60 or more consecutive days when,</p> <p>(a) the system is not in operation; or</p> <p>(b) the system supplies water only to private residences that are occupied by the owner of the system, members of the family of the owner of the system, employees or agents of the owner of the system, or members of the families of employees or agents of the owner of the system.</p>
Section 9-8 of Schedule 9	<p>Section 9-8 of Schedule 9 to the Regulation is revoked and the following substituted:</p> <p>Transition: trained persons</p> <p>9-8. If the owner of a drinking-water system is not required to comply with sections 2-2 to 2-6 of Schedule 2 until after June 1, 2003, a reference in this Schedule to a trained person shall be deemed, with respect to that system, to be a reference to any person until the equipment required to ensure compliance with Schedule 2 commences operation.</p>

Summary of Amendments to Ontario Regulation 170/03

(Per Ontario Regulations 249/03 and 269/03 made under the Safe Drinking Water Act)

Note: unshaded rows are 249/03 amendments; and lightly shaded rows are 269/03 amendments

Section	Amendment
Section 11-2 of Schedule 11	<p>Subsection 11-2 (3) of Schedule 11 to the Regulation is revoked and the following substituted:</p> <p>(3) The frequency of sampling under subsection (1) may be reduced to the frequency set out in subsection (4) if:</p> <ul style="list-style-type: none"> (a) samples have been taken with the frequency set out in subsection (1) and tested in accordance with subsection (2) for a period of 24 consecutive months and, during that period, not more than one of the test results obtained under paragraph 2 of section 18-5 and paragraph 1 of section 18-6 of Schedule 18 to this Regulation exceeds the standard prescribed for <i>Escherichia coli</i>, fecal coliforms or total coliforms by Schedule 1 to the Ontario Drinking-Water Quality Standards; and (b) the owner of the drinking-water system or the operating authority for the system has given the Director at least seven days notice in writing of the intention to reduce the frequency of sampling.
Section 11-2 of Schedule 11	<p>Section 11-2 of Schedule 11 to the Regulation is amended by adding the following subsections:</p> <p>(6) If a drinking-water system uses point of entry treatment units, the samples taken under subsection (1) shall be taken from locations downstream of the point of entry treatment units and shall be taken on a rotational basis so that, after a sample is taken from a location downstream of a particular point of entry treatment unit, another sample is not taken from a location downstream of that unit until samples have been taken from locations downstream of all the other point of entry treatment units.</p> <p>(7) For the purpose of subsections (3) and (5),</p> <ul style="list-style-type: none"> (a) samples taken and tested for microbiological parameters before June 1, 2003 in accordance with clause 7 (1) (a) of Ontario Regulation 459/00 (Drinking Water Protection - Larger Water Works) shall be deemed to be samples taken with the frequency set out in subsection (1) and tested in accordance with subsection (2); (b) samples taken and tested before June 1, 2003 in accordance with subsection 8 (1) of Ontario Regulation 505/01 (Drinking Water Protection - Smaller Water Works Serving Designated Facilities) shall be deemed to be samples taken with the frequency set out in subsection (1) and tested in accordance with subsection (2); (c) test results obtained from samples taken and tested before June 1, 2003 pursuant to corrective action described in paragraph 1 of Schedule 6 to Ontario Regulation 459/00 shall be deemed to be test results obtained under paragraph 2 of section 18-5 of Schedule 18 to this Regulation; (d) test results obtained from samples taken and tested before June 1, 2003 pursuant to corrective action described in paragraph 2 of Schedule 1 to Ontario Regulation 505/01 shall be deemed to be test results obtained under paragraph 2 of section 18-5 of Schedule 18 to this Regulation; (e) test results obtained from samples taken and tested before June 1, 2003 pursuant to corrective action described in paragraph 2 of Schedule 6 to Ontario Regulation 459/00 shall be deemed to be test results obtained under paragraph 1 of section 18-6 of Schedule 18 to this Regulation; and (f) test results obtained from samples taken and tested before June 1, 2003 pursuant to corrective action described in paragraph 3 of Schedule 1 to Ontario Regulation 505/01 shall be deemed to be test results obtained under paragraph 1 of section 18-6 of Schedule 18 to this Regulation.

**Summary of Amendments to Ontario Regulation 170/03
(Per Ontario Regulations 249/03 and 269/03 made under the Safe Drinking Water Act)**

Note: unshaded rows are 249/03 amendments; and lightly shaded rows are 269/03 amendments

Section	Amendment
Section 11-4 of Schedule 11	<p>Section 11-4 of Schedule 11 to the Regulation is revoked and the following substituted: Seven-day shutdowns, etc.</p> <p>11-4. (1) Sampling and testing is not required under sections 11-2 and 11-3 during a period of seven or more consecutive days when,</p> <ul style="list-style-type: none"> (a) the drinking-water system is not in operation; or (b) the drinking-water system supplies water only to private residences that are occupied by the owner of the system, members of the family of the owner of the system, employees or agents of the owner of the system, or members of the families of employees or agents of the owner of the system.
Section 11-5 of Schedule 11	<p>(2) If, pursuant to subsection (1), sampling and testing is not required during a period of seven or more consecutive days, the owner of the system and the operating authority for the system shall ensure that no drinking water is supplied to a user of water after that period until samples have been taken and tested under sections 11-2 and 11-3 and the results of the tests have been received by the owner and the operating authority.</p> <p>Section 11-5 of Schedule 11 to the Regulation is revoked.</p>
Section 12-2 of Schedule 12	<p>Subsection 12-2 (4) of Schedule 12 to the Regulation is revoked and the following substituted:</p> <p>(4) The frequency of sampling under subsection (1) may be reduced to the frequency set out in subsection (5) if,</p> <ul style="list-style-type: none"> (a) samples have been taken with the frequency set out in subsection (1) and tested in accordance with subsection (2) for a period of 24 consecutive months and, during that period, not more than one of the test results obtained under paragraph 2 of section 18-5 and paragraph 1 of section 18-6 of Schedule 18 to this Regulation exceeds the standard prescribed for <i>Escherichia coli</i>, fecal coliforms or total coliforms by Schedule 1 to the Ontario Drinking-Water Quality Standards; and (b) the owner of the drinking-water system or the operating authority for the system has given the Director at least seven days notice in writing of the intention to reduce the frequency of sampling.
Section 12-2 of Schedule 12	<p>Clause 12-2 (5) (a) of Schedule 12 to the Regulation is amended by striking out "every two weeks" and substituting "every four weeks".</p>
Section 12-2 of Schedule 12	<p>Clause 12-2 (5) (b) of Schedule 12 to the Regulation is amended by striking out "every week" and substituting "every two weeks".</p>

Summary of Amendments to Ontario Regulation 170/03

(Per Ontario Regulations 249/03 and 269/03 made under the Safe Drinking Water Act)

Note: unshaded rows are 249/03 amendments; and lightly shaded rows are 269/03 amendments

Section	Amendment
Section 12-2 of Schedule 12	<p>Section 12-2 of Schedule 12 to the Regulation is amended by adding the following subsections:</p> <p>(7) If a drinking-water system uses point of entry treatment units, the samples taken under subsection (1) shall be taken from locations downstream of the point of entry treatment units and shall be taken on a rotational basis so that, after a sample is taken from a location downstream of a particular point of entry treatment unit, another sample is not taken from a location downstream of that unit until samples have been taken from locations downstream of all the other point of entry treatment units.</p> <p>(8) For the purpose of subsections (4) and (6),</p> <ul style="list-style-type: none">(a) samples taken and tested for microbiological parameters before June 1, 2003 in accordance with clause 7 (1) (a) of Ontario Regulation 459/00 (Drinking Water Protection - Larger Water Works) shall be deemed to be samples taken with the frequency set out in subsection (1) and tested in accordance with subsection (2);(b) samples taken and tested before June 1, 2003 in accordance with subsection 8 (1) of Ontario Regulation 505/01 (Drinking Water Protection - Smaller Water Works Serving Designated Facilities) shall be deemed to be samples taken with the frequency set out in subsection (1) and tested in accordance with subsection (2);(c) test results obtained from samples taken and tested before June 1, 2003 pursuant to corrective action described in paragraph 1 of Schedule 6 to Ontario Regulation 459/00 shall be deemed to be test results obtained under paragraph 2 of section 18-5 of Schedule 18 to this Regulation;(d) test results obtained from samples taken and tested before June 1, 2003 pursuant to corrective action described in paragraph 2 of Schedule 1 to Ontario Regulation 505/01 shall be deemed to be test results obtained under paragraph 2 of section 18-5 of Schedule 18 to this Regulation;(e) test results obtained from samples taken and tested before June 1, 2003 pursuant to corrective action described in paragraph 2 of Schedule 6 to Ontario Regulation 459/00 shall be deemed to be test results obtained under paragraph 1 of section 18-6 of Schedule 18 to this Regulation; and(f) test results obtained from samples taken and tested before June 1, 2003 pursuant to corrective action described in paragraph 3 of Schedule 1 to Ontario Regulation 505/01 shall be deemed to be test results obtained under paragraph 1 of section 18-6 of Schedule 18 to this Regulation.
Section 12-4 of Schedule 12	<p>Section 12-4 of Schedule 12 to the Regulation is revoked and the following substituted:</p> <p>Seven-day shutdowns, etc.</p> <p>12-4. (1) Sampling and testing is not required under sections 12-2 and 12-3 during a period of seven or more consecutive days when,</p> <ul style="list-style-type: none">(a) the drinking-water system is not in operation; or(b) the drinking-water system supplies water only to private residences that are occupied by the owner of the system, members of the family of the owner of the system, employees or agents of the system, or members of the families of employees or agents of the owner of the system. <p>(2) If, pursuant to subsection (1), sampling and testing is not required during a period of seven or more consecutive days, the owner of the system and the operating authority for the system shall ensure that no drinking water is supplied to a user of water after that period until samples have been taken and tested under sections 12-2 and 12-3 and the results of the tests have been received by the owner and the operating authority.</p>

**Summary of Amendments to Ontario Regulation 170/03
(Per Ontario Regulations 249/03 and 269/03 made under the *Safe Drinking Water Act*)**

Note: unshaded rows are 249/03 amendments; and lightly shaded rows are 269/03 amendments

Section	Amendment
Section 12-5 of Schedule 12	Section 12-5 of Schedule 12 to the Regulation is revoked.
Section 13-11 of Schedule 13	Section 13-11 of Schedule 13 to the Regulation is revoked and the following substituted: 60-day shutdowns, etc. 13-11. Sampling and testing is not required under sections 13-5, 13-6 and 13-7 during a period of 60 or more consecutive days when, <ul style="list-style-type: none"> (a) the drinking-water system is not in operation; or (b) the drinking-water system supplies water only to private residences that are occupied by the owner of the system, members of the family of the owner of the system, employees or agents of the owner of the system, or members of the families of employees or agents of the owner of the system.
Section 13-12 of Schedule 13	Section 13-12 of Schedule 13 to the Regulation is revoked.
Section 14-9 of Schedule 14	Section 14-9 of Schedule 14 to the Regulation is revoked and the following substituted: 60-day shutdowns, etc. 14-9. Sampling and testing is not required under sections 14-4 and 14-5 during a period of 60 or more consecutive days when, <ul style="list-style-type: none"> (a) the drinking-water system is not in operation; or (b) the drinking-water system supplies water only to private residences that are occupied by the owner of the system, members of the family of the owner of the system, employees or agents of the owner of the system, or members of the families of employees or agents of the owner of the system.
Section 14-10 of Schedule 14	Section 14-10 of Schedule 14 to the Regulation is revoked.
Section 15-4 of Schedule 15	Subsection 15-4 (2) of Schedule 15 to the Regulation is revoked and the following substituted: (2) Sampling and testing is not required under subsection (1) during a period of 60 or more consecutive days when, <ul style="list-style-type: none"> (a) the drinking-water system is not in operation; or (b) the drinking-water system supplies water only to private residences that are occupied by the owner of the system, members of the family of the owner of the system, employees or agents of the owner of the system, or members of the families of employees or agents of the owner of the system.
Section 15-6 of Schedule 15	Section 15-6 of Schedule 15 to the Regulation is amended by striking out "If a drinking-water system does not provide fluoridation" at the beginning.

Summary of Amendments to Ontario Regulation 170/03

(Per Ontario Regulations 249/03 and 269/03 made under the Safe Drinking Water Act)

Note: unshaded rows are 249/03 amendments; and lightly shaded rows are 269/03 amendments

Section	Amendment
Section 15-8 of Schedule 15	Section 15-8 of Schedule 15 to the Regulation is revoked.
Section 16-2 of Schedule 16	<p>Clause 16-2 (b) of Schedule 16 to the Regulation is revoked and the following substituted:</p> <p>(b) the test,</p> <ul style="list-style-type: none"> (i) is conducted by or pursuant to the direction of the owner of a drinking-water system, the operating authority for a drinking-water system or a certified operator or trained person employed by the owner or operating authority, and (ii) does not relate to water that is supplied exclusively for, <ul style="list-style-type: none"> (A) agricultural operations, (B) landscaping operations, (C) industrial or manufacturing operations, including food manufacturing or processing operations, or (D) swimming pool or skating rink maintenance operations;
Section 16-2 of Schedule 16	<p>Clause 16-2 (e) of Schedule 16 to the Regulation is amended by striking out “by or pursuant to” and substituting “pursuant to”.</p> <p>Clause 16-2 (d) of Schedule 16 to the Regulation is amended by striking out “by or pursuant to” and substituting “pursuant to”.</p> <p>Clause 16-2 (c) of Schedule 16 to the Regulation is amended by striking out “by or pursuant to” and substituting “pursuant to”.</p>
Section 16-3 of Schedule 16	<p>Paragraph 6 of section 16-3 of Schedule 16 to the Regulation is amended by striking out the portion before subparagraph 1 and substituting the following:</p> <p>6. If the drinking-water system is required to provide filtration and a report under subsection 18 (1) of the Act has not been made in respect of turbidity in the preceding 24 hours, a result indicating that turbidity exceeds 1.0 Nephelometric Turbidity Units (NTU) in,</p>
Section 16-3 of Schedule 16	<p>Paragraph 9 of section 16-3 of Schedule 16 to the Regulation is revoked and the following substituted:</p> <p>9. A result indicating that the concentration of fluoride exceeds 1.5 milligrams per litre in a sample of drinking water, if,</p> <ul style="list-style-type: none"> i. the drinking-water system provides fluoridation and a report under subsection 18 (1) of the Act has not been made in respect of fluoride in the preceding 24 hours, or ii. the drinking-water system does not provide fluoridation and a report under subsection 18 (1) of the Act has not been made in respect of fluoride in the preceding 60 months.
New Section	<p>Schedule 16 to the Regulation is amended by adding the following section:</p> <p>Small non-municipal non-residential systems that do not serve designated facilities</p> <p>16-10. If a small non-municipal non-residential system does not serve a designated facility, section 18 of the Act and this Schedule do not apply to the system until June 1, 2005.</p>

Summary of Amendments to Ontario Regulation 170/03

(Per Ontario Regulations 249/03 and 269/03 made under the *Safe Drinking Water Act*)

Note: unshaded rows are 249/03 amendments; and lightly shaded rows are 269/03 amendments

Amendment	
Section	
Section 19-3 of Schedule 19	<p>Clause 19-3 (1) (b) of Schedule 19 to the Regulation is revoked and the following substituted:</p> <p>(b) a public health inspector under the <i>Health Protection and Promotion Act</i>, or a person acting under the supervision of a public health inspector.</p>
Section 21-2 of Schedule 21	<p>Subsection 21-2 (3) of Schedule 21 to the Regulation is revoked and the following substituted:</p> <p>(3) If an OWRA approval was granted after August 1, 2000 in respect of the system and the owner of the system gives the Director a written statement by a professional engineer certifying that:</p> <ul style="list-style-type: none"> (a) he or she has visited the system; and (b) in his or her opinion, <ul style="list-style-type: none"> (i) all equipment required in order to ensure compliance with Schedule 2 is being provided, and (ii) all equipment required in order to ensure compliance with Schedules 6, 8 and 9 is being provided. <p>the owner of the system shall be deemed to have complied with subsection (1) and with the owner's first obligation to give a notice to the Director under section 21-7, and, for the purpose of this Schedule, the report required by subsection (1) shall be deemed to have been required to be prepared not later than the date the OWRA approval was granted.</p>
Section 21-3 of Schedule 21	<p>Subsection 21-3 (1) of Schedule 21 to the Regulation is revoked and the following substituted:</p> <p>New and altered systems</p> <p>(1) If, after this Regulation comes into force, a drinking-water system commences operation or an alteration is made to a drinking-water system, the owner of the system shall ensure that, not later than 30 days after the system commences operation or the alteration is completed, a professional engineer who has experience in sanitary engineering related to drinking-water systems prepares a report that complies with section 21-5.</p>

Summary of Amendments to Ontario Regulation 170/03

(Per Ontario Regulations 249/03 and 269/03 made under the Safe Drinking Water Act)

Note: unshaded rows are 249/03 amendments; and lightly shaded rows are 269/03 amendments

Section	Amendment
Section 21-5 of Schedule 21	<p>Section 21-5 of Schedule 21 to the Regulation is revoked and the following substituted:</p> <p>Contents of engineer's report</p> <p>21-5. For the purposes of this Schedule, a report complies with this section if,</p> <ul style="list-style-type: none"> (a) the report specifies which type of drinking-water system listed in subsection 21-1 (1) the report deals with; (b) the professional engineer who prepares the report certifies in the report that he or she has visited the drinking-water system and that, in his or her opinion, <ul style="list-style-type: none"> (i) all equipment required in order to ensure compliance with Schedule 2 is being provided, and (ii) all equipment required in order to ensure compliance with Schedules 6, 8 and 9 is being provided; (c) the report sets out the professional engineer's reasons for the opinion referred to in clause (b), along with the technical and other information he or she relied on in reaching that opinion; and (d) the report includes a maintenance schedule that sets out requirements relating to the frequency with which the following equipment must be inspected, tested and replaced: <ul style="list-style-type: none"> (i) the water treatment equipment that is provided by the drinking-water system, and (ii) the equipment that is provided by the drinking-water system in order to ensure compliance with Schedules 6, 8 and 9.
Section 22-2 of Schedule 22	<p>Section 22-2 (1) of Schedule 22 to the Regulation is amended by striking out "each year after 2004" in the portion before clause (a) and substituting "each year after 2003".</p>
Section 22-2 of Schedule 22	<p>Section 22-2 of Schedule 22 to the Regulation is amended by adding the following subsection:</p> <p>(5) For the purpose of subsection (1), the preceding calendar year for the report that is required to be prepared not later than March 31, 2004 shall be deemed to be the period from July 1, 2003 to December 31, 2003.</p>
New Section	<p>Schedule 22 to the Regulation is amended by adding the following section:</p> <p>OWRA approvals</p> <p>22-3. A provision of an OWRA approval that requires the completion and presentation of a compliance report does not apply to a drinking-water system if the owner of the system complies with section 22-2.</p>
Item 24 of Schedule 24	<p>Item 24 of Schedule 24 to the Regulation is revoked and the following substituted:</p> <p>24. 2,4-Dichlorophenol</p>

Footnote:

Item	Parameter	Minimum Testing and Recording Frequency	Maximum Alarm Standard	Minimum Alarm Standard
1	Free chlorine residual required to achieve primary disinfection	5 minutes	Not applicable	0.1 milligrams per litre less than the concentration of free chlorine residual that is required to achieve primary disinfection
2	Free chlorine residual and total chlorine residual measured for the purpose of determining combined chlorine residual required to achieve primary disinfection	5 minutes	Not applicable	0.1 milligrams per litre less than the concentration of combined chlorine residual that is required to achieve primary disinfection
3	Free chlorine residual in a distribution sample	1 hour	Not applicable	0.05 milligrams per litre
4	Free chlorine residual and total chlorine residual measured for the purpose of determining combined chlorine residual in a distribution sample	1 hour	Not applicable	0.25 milligrams per litre
5	Turbidity	15 minutes	1.0 Nephelometric Turbidity Units (NTU)	Not applicable

Table 2 – Summary of Amendments to Ontario Regulation 169/03

**Summary of Amendments to Ontario Regulation 169/03
(Per Ontario Regulation 268/03 made under the *Safe Drinking Water Act*)**

Section	Amendment
Item 33	Item 33 of Schedule 2 to Ontario Regulation 169/03 is revoked and the following substituted: 33. 2,4-Dichlorophenol 0.9
Item 57	Item 57 of Schedule 2 to Ontario Regulation 169/03 is revoked and the following substituted: 57. N-Nitrosodimethylamine 0.000009

Table 3 – Summary of Amendments to Ontario Regulation 171/03

**Summary of Amendments to Ontario Regulation 171/03
(Per Ontario Regulation 270/03 made under the *Safe Drinking Water Act*)**

Section	Amendment
Section 3	Section 3 of Ontario Regulation 171/03 is revoked and the following substituted: Other Definitions 3. In the Act, “equipment installed in plumbing to treat water” does not include a plumbing appliance within the meaning of Ontario Regulation 403/97 (Building Code); “treatment equipment installed in plumbing” does not include a plumbing appliance within the meaning of Ontario Regulation 403/97 (Building Code).

Table 4 – Summary of Amendments to Ontario Regulation 435/93

Summary of Amendments to Ontario Regulation 435/93 (Per Ontario Regulation 271/03 made under the <i>Ontario Water Resources Act</i>)	
Section	Amendment
Section 1	<p>Section 1 of Ontario Regulation 435/93 is amended by adding the following definitions:</p> <p>“large municipal non-residential system” has the same meaning as in Ontario Regulation 170/03 (Drinking-Water Systems);</p> <p>“large municipal residential system” has the same meaning as in Ontario Regulation 170/03;</p> <p>“large non-municipal non-residential system” has the same meaning as in Ontario Regulation 170/03;</p> <p>“non-municipal year-round residential system” has the same meaning as in Ontario Regulation 170/03;</p> <p>“small municipal residential system” has the same meaning as in Ontario Regulation 170/03;</p>
Section 2	<p>Clause 2 (1) (a.1) of the Regulation is amended by striking out the portion after subclause (v).</p>
Section 4	<p>3. Section 4 of the Regulation is amended by adding the following subsection:</p> <p>(2.1) Despite paragraphs 1 and 2 of subsection (2), if the facility is a large municipal non-residential system, a non-municipal year-round residential system or a large non-municipal non-residential system and the owner of the facility is not required to comply with sections 2-2 to 2-6 of Schedule 2 of Ontario Regulation 170/03 (Drinking-Water Systems) until after June 1, 2003, the application under subsection (1) shall be filed at least 30 days before the equipment required to ensure compliance with that Schedule commences operation.</p>
New Section	<p>The Regulation is amended by adding the following section:</p> <p>21. If a facility is a large municipal non-residential system, a non-municipal year-round residential system or a large non-municipal non-residential system and the owner of the facility is not required to comply with sections 2-2 to 2-6 of Schedule 2 of Ontario Regulation 170/03 (Drinking-Water Systems) until after June 1, 2003, sections 13 to 20 do not apply to the facility until the equipment required to ensure compliance with that Schedule commences operation.</p>

Table 5 – Summary of Amendments to Ontario Regulation 525/98

Summary of Amendments to Ontario Regulation 525/98 (Per Ontario Regulation 272/03 made under the <i>Ontario Water Resources Act</i>)	
Section	Amendment
New Section	<p>Ontario Regulation 525/98 is amended by adding the following section:</p> <p>3.1 Subsections 53(1) and (3) of the Act do not apply to a sewage works that is part of a large non-municipal residential system or a small non-municipal residential system, as those systems are defined in Ontario Regulation 170/03 (Drinking Water Systems) made under the <i>Safe Drinking Water Act, 2002</i>.</p>

Table 6 – Summary of Amendments to Ontario Regulation 524/98

Summary of Amendments to Ontario Regulation 524/98 (Per Ontario Regulation 273/03 made under the <i>Environmental Protection Act</i>)	
Section	Amendment
Section 1	Subsection 1(1) of Ontario Regulation 524/98 is amended by adding the following paragraph: (u) Any equipment, apparatus, mechanism or thing that is part of a large municipal residential system or a small municipal residential system, as those systems are defined in Ontario Regulation 170/03 (Drinking Water Systems) made under the <i>Safe Drinking Water Act, 2002</i> .





